

SECTION 28
Construction Supplies

ACRYLIC	Electrical28-11-12, 28-16-17, 28-19	PIPE	Collars, Fire Stop28-13-15, 28-20
Caulk28-5	Fire Wrap28-17-18	Wraps, Fire Stop28-13-15	
ADHESIVES	Mineral Wool28-1	PLASTIC	Sheeting28-5
Construction28-5	Mortar28-16		
Panel28-5	Pillows28-16-17	POLES	Pike28-3
Structural28-5	Pipe Collars28-13-15, 28-20		
Sub Floor28-5	Pipe Wraps28-13-15	POLYETHYLENE	Film28-5
ANCHORING	Putty28-11-12	Sheeting28-5	Tarps28-9
Cement28-6-7	Residential28-19-20		
BAGS	Sealants28-10-12, 28-19-20	PUTTY	Fire Stop28-11-12
Construction28-9	Silicone28-12		
Garbage28-9	Silicone Foam28-15	RADIOS	Accessories28-4-5
Trash28-9	Spray28-18-19	Two-Way28-4	
BLANKET	Wood Structures28-19-20		
Curing28-9	Wrap Strips28-13-15	RAGS	Non-Lint28-9
BUCKET	FORESTRY TOOLS	Wiping28-9	
Corner28-4	Cant Hooks28-3	REBAR	Wire Ties28-2
CABLE	Peavies28-3		
Fire Stop Spray28-19	Pike Pole28-3	REELER	Tie Wire28-2
CANS	Skidding Tongs28-3		
Garbage28-8	Timber Carriers28-3	SEALANTS	Caulk28-5
CANT HOOKS28-3	FUNNELS	Concrete and Masonry28-5	Fire Stop28-10-12, 28-19-20
CANVAS	Lock-On28-8	Silicone28-5, 28-12	
Tarps28-9	Non-Swirl28-8	SHEETING	Plastic28-5
CARRIERS	Plastic28-8		
Timber28-3	Steel28-8	SILICONE	Caulk28-5
CAULK	GARBAGE	Fire Stop28-12, 28-15	Foam, Firestop28-15
Acrylic28-5	Cans28-8	SKIDDING TONGS28-3	
Fire Stop28-10-12, 28-19	Bags28-9	SPRAY, FIRE STOP	Cable28-19
Silicone28-5, 28-12	GROUT	Construction Joints28-18	
CEMENT	Cement28-6	STRAPS	Rubber28-9
Anchoring28-6-7	Non-Shrink28-7		
Grout28-6-7	HOOKS	STRETCH	Wrap28-9
Hydraulic28-7	Cants28-3		
Patching28-6	HYDRAULIC	SUBFLOOR	Adhesives28-5
Water Stop28-7	Cement28-7		
COLLARS	MASONRY	TARPS	Canvas28-9
Pipe Fire Stop28-13-15, 28-20	Sealant28-5	Polyethylene28-9	
CONCRETE	MINERAL WOOL	TIE WIRE	Coils28-2
Curing Blanket28-9	Fire Stop28-1	Double Loop28-2	Rebar28-2
Sealant28-5	MORTAR	Reels28-2	Tying Tools28-2
CONSTRUCTION	Fire Stop28-16	TIMBER28-3	Carriers28-3
Adhesive28-5	PAIS		
Bags28-9	Animal Watering28-4	TONGS	Skidding28-3
Film28-5	Galvanized28-8	Pallet28-3	Timber28-3
CURING BLANKET28-9	Rubber28-3-4		
DUCT	Window Washing28-4	TIRES	
Fire Stop Insulation28-17-18	PALLET		
FILM	Tongs28-3		
Construction28-5	PANEL		
Plastic Sheeting28-5	Adhesives28-5		
Stretch Wrap28-9	PANS		
FIRE	Galvanized28-8		
Wrap28-17-18	PATCHING		
FIRE STOP	Cement28-6		
Cable Spray28-19	PEAVIES28-3		
Caulk28-10-12, 28-19	PIKE POLES28-3		
Collars, Pipe28-13-15, 28-20	PILLOWS		
Commercial Building28-10-19	Fire Stop28-16-17		
Construction Joints Spray28-18			
Duct Insulation28-17-18			

- continues -

SECTION INDEX

SECTION 28
Construction Supplies

TRASH

Bags28-9
Can.....28-8

TUBS, GALVANIZED28-8

TYING TOOLS, TIE WIRE.....28-2

WATER

Stop Cement28-7

WIND SPEED MEASURER.....28-3

WIRE TIES

Coils28-2
Double Loop.....28-2
Rebar28-2
Reels28-2
Tying Tools28-2

WRAP

Fire28-17-18
Pipe Fire Stop28-13-15
Stretch28-9

A/D® Firebarrier

A/D Firebarrier

A/D FIREBARRIER Mineral Wool

PRODUCT DESCRIPTION

A pre-formed, semi-rigid non-combustible mineral wool. The mineral wool is precut into 1220mm (48") lengths to required depth and width for immediate installation. A/D FIREBARRIER Mineral Wool is friction fitted into spaces between curtainwall and floor slab or other openings. Additional support can be attained with specially designed metal impaling clips. Normally used in conjunction with A/D FIREBARRIER firestop sealing products to further protect against the passage of smoke, water and gases.

Basic Use: A/D FIREBARRIER Mineral Wool is designed for use as a firestop material, blocking the transmission of temperatures of a fire, maintaining the hourly rating requirements of the floor or wall assembly in which it is installed. It is also used as the backing material in firestop and smoke seal assemblies where smoke, water and gas tight seals are required. Typical firestop configurations include slab-edge/external wall system intersections, over fire-rated walls and partitions, and at penetrations through fire-rated floor and wall assemblies.

Composition and Materials: A/D FIREBARRIER Mineral Wool is a semi-rigid combination of mineral wool and proprietary binders. Tested in accordance with CAN4-S115M, compressed to 67.5% or 75% of its natural width, A/D FIREBARRIER resisted temperatures up to 1200°C (2200°F).

Packaging: A/D FIREBARRIER Mineral Wool is available in 11 kg (25 lb.) nominal weight polyethylene bags. Precut to required width and depth, the 1220mm (48") strips allow for ease of handling and installation.

Color: Brown.

Application Limitations:

- Where material will be subjected to abrasion or physical abuse.
- In applications requiring painting.
- Joint firestop openings greater than 75mm (3") require A/D FIREBARRIER Sealants or Seal components as part of a total assembly. (See A/D Silicone FIREBARRIER Sealant, and A/D FIREBARRIER Seal Data Sheets).

Standards: A/D FIREBARRIER Mineral Wool has been tested in accordance with: CAN4-S114, Standard Method of Test for Determination of Noncombustibility in Building Materials (see listing under ULC Guide No. 40 U18.14.14, Noncombustible Materials).

CAN4-S115M, Standard Method of Fire Tests of Firestop Systems (see listing under ULC Guide No. 40U.19, Firestop Systems, and 40 U.19.3, Firestop System Components).

ASTM E814, Standard Method of Fire Tests of Through-Penetration Fire Stops (listed and approved by Factory Mutual Research).

TECHNICAL DATA

A/D FIREBARRIER Mineral Wool is installed with a minimum 25% to 33% compression of its natural width. For details of rated firestop systems, see ULC's List of Equipment and Materials, Vol. II, Building Construction and Factory Mutual's Approval Guide. A/D FIREBARRIER Mineral Wool is a nominal 4 lb/ft³ and therefore complies with the requirements of our UL tested firestop systems where mineral wool is referenced.

ULC Systems: JF9, -14, -29, -35, -50, -51. SP159, -160, -162, -163, -167, -218, -219, -220, -221, -230, -325, -383, -384, -385, -386, -395, -624, -757, -759, -760, -761, -762, -763, -764, -765, -768.

FM Designs: -83, -85, -86, -87, -88, -89, -90, -93, -94, -95, -204, -235, -236.

ULI Systems: CAJ-0017, -0029, -1116, -1117, -1125, -1127, -1128, -1129, -1229, -1299, -2150, -5027, -5064, -5065, -5095, -5127, -8023, -8024, -8028.

WL8006, FFD-1023, FWD-1019, HWD-1017, WWD1026.

Intertek/WH Designs: AD/PHV 180-03, -04, -05, -07, -08, -09, -10, -11, -12. AD/PH 180-01, -02, -03, -04, -05, -06. AD/PV 60-01, 120-01.

PRODUCT DATA

ULC Design	Depth of FIREBARRIER (in)	Max. CAN4-S115 Ratings, hours			
		F	FT	FH	FTH
JF 9	4	2	2	-	-
	6	3	3	-	-
	8	4	4	-	-
JF 14	4*	3	3	-	-
	JF 29	3*	3	3/4	-
	SP 159	4*	3	2	3
SP 160	4*	3	2	3	2
	SP 162	4*	3	3	3
	SP 163	4*	3	2	3
	SP 167	4*	3	2	3

*Note: FIREBARRIER Mineral Wool in combination with A/D Silicone FIREBARRIER Sealant or A/D FIREBARRIER Seal.

Width of Opening (in)	Min. Width (in) FIREBARRIER for Required Compression	Length of Impaling Clip (optional)
1.00 - 1.50	2	.75
1.50 - 2.25	3	1.25
2.25 - 3.00	4	2.00
3.00 - 3.75	6**	2.75
3.75 - 4.37	7**	3.50
4.37 - 5.25	8**	3.50

**Note: Joint openings exceeding 3" nominal width require A/D FIREBARRIER Sealant or Seal in combination with A/D FIREBARRIER Mineral Wool.

INSTALLATION

Install A/D FIREBARRIER Mineral Wool with minimum 25% to 33% compression in accordance with manufacturer's recommendations. Butt succeeding sections of A/D FIREBARRIER Mineral Wool tightly up against the preceding. Leave no voids.

Use two impaling clips (optional) per 1220 mm (48") length of firestopping. A/D FIREBARRIER Mineral Wool is the recommended back-up material for firestopping details requiring smoke, water and gas seals. Determine the depth of firestop sealant or foam which is to be applied over, and recess the A/D FIREBARRIER Mineral Wool into the joint to appropriate depth.

Precautions: Avoid inhalation of dust during use. Avoid skin and eye contact. Mineral Wool fiber and other nuisance particulates may cause itching and possible irritation of eyes and upper respiratory tract.

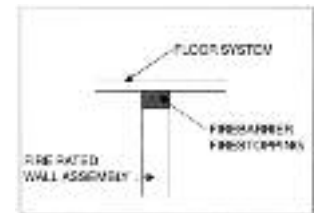
To safely use this product, read and abide by Material Safety Data Sheet (MSDS).

AVAILABILITY AND COST

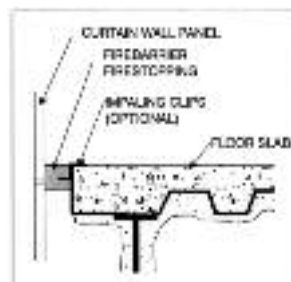
A/D FIREBARRIER Mineral Wool is available throughout Canada and the U.S.A., from A/D Fire Protection Systems Inc.

MAINTENANCE

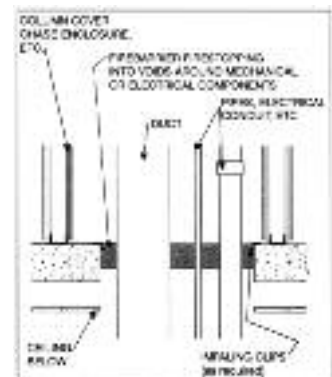
No maintenance should be needed. If the mineral wool becomes damaged, replace damaged portion.



Used to Provide Separation at Top of a Fire Separation.



Used with Aluminum or Precast Curtain Wall Panels.



Used for Firestopping Building Services.

Construction Supplies

American Wire Tie, Inc.

American Wire Tie, Inc.

- #9 Gauge Tie Wire 50# - Part No. CON10010**
- #11 Gauge Tie Wire 50# - Part No. CON10020**
- #14 Gauge Tie Wire 50# - Part No. CON10025**

	9GA B/A Wire	11 GA B/A Wire	14 GA B/A Wire
Carbon	C1008 Soft Annealed	C1008 Soft Annealed	C1008
Yield	Lb/Ft - .0586 Ft/Lb - 17.05'	Lb/Ft - .0387 Ft/Lb - 25.82'	Lb/Ft - .0171 Ft/Lb - 58.58'
Size	.1483" Dia. +/- .002"	.1205" Dia. +/- .002"	.0800 +/- .002"
Tensile	45 - 60,000 PSI	49 - 60,000 PSI	47 - 65,000 PSI
ASTM	A853	A853	A853



Tying Tools

Sturdily constructed for long life, our manual and spring-return tying tools make the job easier and faster for construction work, packing, shipping, nurseries... anyone using double-loop end wire ties.


Wood Handle (Spring-Return)

Designed for the worker with large hands. The wood handle permits a firm grip for complete control. 4 twists per pull.



Blitz P (Plastic handle spring-return)

With 2-1/2 twists per pull, this tool is designed to give maximum pull strength with minimal effort. The red plastic handle was designed for comfort and visibility.



Knurled Handle (Spring-Return Automatic)

The streamlined design makes this tool your No. 1 choice for those hard-to-reach places. 4 twists per pull insure a fast and snug tie.



Hand Tying Tool (Manual)

The original tying tool. Speed, ease of use, and economy make this tool our Number One seller.



Rebar Tie Wire

AWT Rebar Tie Wire is made from the softest annealed wire available to assure you that it will consistently form the perfect "tie" every time.

From a saddle tie, to the wrap and saddle, to the figure eight, the pliability of American Tie wire makes every tie a "snap."


Black Annealed Tie Wire which is the most commonly used, and Galvanized Annealed, used for added corrosion protection, are available in 18, 17, 16, 15 & 14 Gauge. Packaged 20 - 3-1/2# coils to a 70 lb. carton, our standard pallet contains 27 cartons.

AWT was the first to introduce P.V.C. Coated Rebar Tie Wire to the construction industry. For use with epoxy-coated rebars, our yellow P.V.C. wire is produced to the highest standards and quality, with a minimum of 7 mils thickness to prevent cutting the epoxy coating on the rebar. Packaged 20 - 3# coils to a 60 lb. carton, with 36 cartons on a pallet.

Other finishes such as nylon-coated and stainless steel are available. If you have any special requirement, AWT can help.

AWT Rebar Tie Wire is available with either round or square centers.

Tie Wire Gauge	Approx. feet per roll
18 Ga.	582
17 Ga.	450
16 Ga.	336
15 Ga.	255
14 Ga.	205
16 Ga. PVC	270



Reelers

E-Z Reeler: Superior quality and lightweight, made of bright yellow, durable Lexan for long life.

Metal Reeler: Made of lightweight magnesium alloy, for strength and long life; provides quick, convenient wire feed.

Both designed to hold wire coils with round or square centers.



AWT Double Loop Wire Ties

If you have a requirement for Loop End Wire Ties - look no further. From 3"-40," 19-12 Gauge, in a wide variety of finishes, American Wire Tie manufactures them all.

With multiple plant locations, and stock that is second to none, you can be sure of prompt, reliable deliveries.

Black Annealed - American Wire Ties are made of dead-soft annealed wire - pliable, yet tough, easy to twist but hard to break. Some of the many industries presently using the B/A Ties are: Construction, Pre-Cast and Pre-Stressed, Bagging & Bundling, Foundries, Carpet & Textile, Fencing, Paper and Packaging.

P.V.C. Coated - A dead-soft annealed core, surrounded by a 7. mil. Thickness Poly Vinyl Chloride. Used for tying epoxy-coated rebar, bundling, fertilizer or chemical bags - anytime you need cushioned wire with added protection against corrosion, salt or abrasives.

Galvanized Annealed - The same strength as our others, but made from corrosion resistant zinc-coated wire. The tie with the long life for pre-stressed concrete, marine use, scallop bags, gabion boxes, any application where length of service is important.

Coppered - An attractive closure for all produce bags, potato bags, ice bags & nursery stock.



Double Loop Wire Ties Packaging Schedule

19 Gauge	All lengths	5M per roll	14 Gauge	4" - 9"	5M per roll
18 Gauge	3" - 23"	5M per roll		10" - 18"	2-1/2M per roll
	24" & Over	2-1/2M per roll		19" - 25"	2M per roll
17 Gauge	3" - 19"	5M per roll		26" - 32"	1-1/2M per roll
	19" & Over	2-1/2M per roll		33" - 36"	1M per roll
16 Gauge	3" - 14"	5M per roll	13 Gauge	5" - 14"	2-1/2M per roll
	15" - 29"	2-1/2M per roll		15" - 19"	2M per roll
	30" & Over	2M per roll		20" - 26"	1-1/2M per roll
15 Gauge	4" - 12"	5M per roll		27" - 36"	1M per roll
	13" - 22"	2-1/2M per roll	12 Gauge	6" - 11"	2-1/2M per roll
	23" - 33"	2M per roll		12" - 30"	1M per roll max.
	34" - 36"	1-1/2M per roll			

We will also custom produce Loops and Lengths to your specifications.


Straightened & Cut Wire

At American Wire Tie, we have designed and built our own precision high-speed cutting equipment.

We stock a wide variety of sizes from 26 Ga. to 8 Ga., and finishes which include Black Annealed, Galvanized Annealed, Coppered and Stainless Steel. Some other types of wire which are non-stock items, but which we have readily available, are the non-ferrous metals such as Copper, Brass and Aluminum. We can also straighten and cut your own material.

We offer competitive prices, reliable delivery schedules, and the quality you would expect from an American supplier.

Whatever your straightened and cut wire needs may be, from tag wires to foundry core wires, from lathers wire to grape tie wire or suspended ceiling wire, the chances are good that American Wire Tie can do it.



28
Construction
Supplies

Davis/Dixie/Fortex

Davis

Wind Wizard

Reads wind speed in miles/hour, meters/second, and Beaufort. Readout dial is supported on sapphire jewel bearings and steadied by a rare earth magnetic dampening system. Folding handle quickly and securely latches into place. No batteries needed.

Dim. (in): 3-5/8 x 2-7/8 x 1 w/handle folded.

Weight (oz): 2.5



Dixie Industries

FORESTRY TOOLS

Cant Hooks

Product Code	Dia. x Length (in x ft)	Approx. Wt. Each (lbs)	Std. Industrial Pack
06100	2-1/4" x 2'	5	2
06110	2-1/4" x 2-1/2'	5.5	2
06120	2-1/4" x 3'	6	2
06130	2-1/4" x 3-1/2'	6.5	2
06140	2-1/4" x 4'	7	2
06240	2-1/2" x 4'	8.5	2
06250	2-1/2" x 4-1/2'	9	2
06260	2-1/2" x 5'	10	2



Skidding Tong

- Painted blue

Product Code	Material Dia. (in)	Min. Opening	Max. Opening	Approx. Wt. Each (lbs)	Pack
Logger Style with Heat Treated Ring					
42815	1	5	14	15	
42805	1-1/4	7	16	24	
42825	1-1/2	7-1/2	24	34	
Ring Only					
40005	3/4	3-9/16	16	8	3
40225	1	4-1/2	25	16	3
40455	1-1/4	7	32	32	1
40555	1-1/2	8	36	48	1
Swivel Grab Hook Only					
40004	3/4	3-9/16	16	9	3
40224	1	4-1/2	25	18	3
40454	1-1/4	7	32	34	1



Timber Carriers

Product Code	Dia. x Length (in x ft)	Approx. Wt. Each (lbs)
Hardwood Handle		
09041	2-1/2" x 4'	10
09051	2-1/2" x 4-1/2'	10.5
Replacement Handles		
09341	2-1/2" x 4'	5
09351	2-1/2" x 4-1/2'	5.5



Peavies

Product Code	Dia. x Length (in x ft)	Approx. Wt. Each (lbs)	Std. Industrial Pack
Solid Socket			
00120	2-1/4" x 3'	5.83	2
00130	2-1/4" x 3-1/2'	6.25	2
00140	2-1/4" x 4'	6.66	2
00240	2-1/2" x 4'	7.50	2
00250	2-1/2" x 4-1/2'	8.33	2
00260	2-1/2" x 5'	9.58	2
- Replacement Handles			
00122	2-1/4" x 3'	3.5	2
00132	2-1/4" x 3-1/2'	3.8	2
00142	2-1/4" x 4'	4	2
00242	2-1/2" x 4'	5	2
00252	2-1/2" x 4-1/2'	5.5	2
00262	2-1/2" x 5'	6	2
Rafting or Bangor			
03240	2-1/2" x 4'	6.25	2
03250	2-1/2" x 4-1/2'	6.66	2
03260	2-1/2" x 5'	7.08	2
- Replacement Handles			
03242	2-1/2" x 4'	5	2
03252	2-1/2" x 4-1/2'	5.5	2
03262	2-1/2" x 5'	6	2



Pike Poles – Straight Pike & Hook

- Fits 1-1/2" handle diameter
- Comes in packs of 3

Desc.	Product Code	Length (ft)	Approx. Wt. Each (lbs)
Aluminum Handle			
Plain	10081	6	3.33
Plain	10001	8	4.08
Anodized	10002	8	4.08
Plain	10011	10	4.83
Anodized	10012	10	4.83
Plain	10021	12	5.58
Anodized	10022	12	5.58
Plain	10031	14	6.33
Anodized	10032	14	6.33
Plain	10041	16	7.08
Anodized	10042	16	7.08
Plain	10051	18	7.83
Anodized	10052	18	7.83
Plain	10061	20	8.58
Anodized	10062	20	8.58
Plain	10071	24	9.92
Anodized	10072	24	9.92
Plain	10091	30	11.00



Product Code	Length (ft)	Approx. Wt. Each (lbs)
Aluminum Handle		
Ash Handle		
10080	6	4.17
10000	8	5.25
10010	10	6.33
10020	12	7.33
10030	14	8.35
10040	16	9.42
- Replacement Handles		
10680	6	4.17
10600	8	5.25
10610	10	6.33
10620	12	7.33
10630	14	8.33
10640	16	9.42

Fortex®

N100-12 12 Quart

Fortex Heavy Duty Rubber Pail

Care for a sturdy rubber pail? Ours comes with heavy galvanized fittings. This heavy duty makes an excellent mortar, concrete and plaster pail, but you can also use it for other purposes.

N-12 Similar to above with shorter lip and priced for volume sales.

Model No.	Packed Per Bundle	Approx. Gross Wt. Per Doz. (lbs)	Approx. Dimensions Top Dia. (in) Ht. (in)	
N100-12	1 doz.	54	12-1/2	10-1/2
N-12	1 doz.	54	12-1/2	10-1/2



N105-12 12 Quart

Fortex Heavy Duty Rubber Pail

For heavy jobs; this ideal cement and mortar pail is made to fill the needs of general construction and farm use. With galvanized fittings and pouring lip.

Model No.	Packed Per Bundle	Approx. Gross Wt. Per Doz. (lbs)	Approx. Dimensions Top Dia. (in) Ht. (in)	
N105-12	1 doz.	54	12-1/2	10-1/2



Construction Supplies

Fortex®/Motorola

**N700-14 14 Quart
Fortex "Window-Washer"
Rubber Pail**

For industrial use. With galvanized fittings.

Model No.	Packed Per Bundle	Approx. Gross Wt. Per Doz. (lbs)	Approx. Dimensions	
			Top Dia. (in)	Ht. (in)
N700-14	1 doz.	49	11-1/2	11-1/4



**N939-18 18 Quart
Fortex Rubber Pail for Big Jobs**

Big jobs are done faster and easier with this rubber pail. Ideal for cleaning compounds, general utility and watering stock. It features a practical pouring lip. With galvanized fittings.

Model No.	Packed Per Bundle	Approx. Gross Wt. Per Doz. (lbs)	Approx. Dimensions	
			Top Dia. (in)	Ht. (in)
N939-18	1 doz.	71	13-3/4	12



**B500-20 5 Gallon
Fortex Corner Bucket**

The best, and that's straight from the horse's mouth! A heavy duty bucket for feeding and watering horses and other animals. Shaped to fit snugly into corners. Galvanized fittings and bail. Designed to be used with corner bracket.

Model No.	Packed Per Carton	Approx. Gross Wt. Per Doz. (lbs)	Approx. Dimensions	
			Top Dia. (in)	Ht. (in)
B500-20	1 doz.	80	14	10-7/8



Motorola

TWO-WAY RADIOS

M-Series Radios

Standard Features-All Models:

- Coded Squelch blocks out third party conversations
- Antenna/spring action belt clip/NiCad rechargeable battery
- Audio accessory jack
- Bronze color housing
- 10 hour wall charger/drop-in charger tray ready

Unique Features-Model Specific:

- Built in Vox (voice activated transmit) for hands-free use with HMN9038 or HMN9039 headset
- 2 or 4 channels
- Automatic channel scan
- Yellow or orange housing color

Optional Drop-In Tray available for all models (No. HTN9204)



VHF Jobsite Radios							
Model No.	Transmit Power (watt)	No. of Channels	Unique Features	Weight (oz)	Range Indoors (floors) - up to -	Range Outdoors (miles) - up to -	Range in Warehouse (sq. ft.) - up to -
MV11C	1	1		11	8	4	150,000
MV11CLO	1	1	Low Profile Antenna/Orange	11	8	4	150,000
MV12C	1	2		11	8	4	150,000
MV21CV	2	1	VOX	11	10	5	180,000
MV22CV	2	2	VOX	11	10	5	180,000
MV22CVS	2	2	VOX/Scan	11	10	5	180,000
MV24CVS	2	4	VOX/Scan	11	10	5	180,000

Frequencies for one, two and four channel VHF can be changed by end user to operate on Blue, Red, Green or Purple dot. One channel models are pre-set to Blue dot frequency. Two channel models are pre-set to Blue/Green dot frequencies. Four channel models are pre-set to Blue/Green/Red/Purple dot frequencies.

- continues -

M-Series Radios (continued)

UHF Jobsite Radios							
Model No.	Transmit Power (watt)	No. of Channels	Unique Features	Weight (oz)	Range Indoors (floors) - up to -	Range Outdoors (miles) - up to -	Range in Warehouse (sq. ft.) - up to -
MU11C	1	1		11	15	4	200,000
MU21CV	2	1	VOX	11	20	5	250,000
MU21CVY	2	1	VOX/Yellow	11	20	5	250,000
MU22CV	2	2	VOX	11	20	5	250,000
MU22CVS	2	2	VOX/Scan	11	20	5	250,000
MU24CVS	2	4	VOX/Scan	11	20	5	250,000

Frequencies for one, two and four channel UHF can be changed by end user to operate on J, K, Brown, Yellow, Silver Star, Gold Star, Red Star or Blue Star dot frequencies. One channel models are pre-set to Yellow dot frequency. Two channel models are pre-set to Yellow/Blue Star dot frequencies. Four channel models are pre-set to Yellow/Blue Star/Silver Star/Gold Star dot frequencies.

M-Series Radio Accessories:

Mag Mount Antenna

HAD9207-for VHF
HAE9208-for UHF


Improves range up to 2x's. When used in fixed locations such as construction trailers, guard shanties, on vehicles or forklift trucks. Includes 20' cable and antenna connector.



3 Hr. Drop-In Charger Tray

HTN9205

Drop-in charge ready radios. Can also be used to charge a spare NiCad battery. Charging time 3 hours.



Replacement Wall Charging Adapter

HLN9309



Battery Pack/NiCad Rechargeable

HNN9044 (Replaces HNN9056)

This non-memory NiCad battery from Motorola is rugged & long lasting. Should be replaced every 12 mos. for maximum performance.

NOTE: Additional radios and accessories are available, please call for details



HIGH POWER RADIOS

Standard Features Include:

- Automatic channel scan & backlit LCD screen
- Coded squelch blocks out third party conversations
- NiCad battery/drop-in charging tray/antenna/belt clip
- High-low transmit power setting extend battery talk and standby time



Model No.	Transmit Power (watt)	No. of Channels	Unique Features	Weight (oz)	Range Indoors (floors) - up to -	Range Outdoors (miles) - up to -	Range in Warehouse (sq. ft.) - up to -
SV52CSTRP	5	2	Scan	16	10+	5+	180,000
SU42CSTBY	4	2	Scan	16	20+	5+	250,000

The SV52CSTRP model is pre-set to Red and Purple dot frequencies.

The SU42CSTBY model is pre-set to Brown and Yellow dot frequencies.

Motorola/OSI/Poly-America

HIGH POWER RADIO ACCESSORIES:

High capacity NiCad Rechargeable Battery

PMNN4002
Rugged non-memory battery lasts 8 to 13 hours per charge.

PMNN4002



Compact/NiCad Rechargeable Battery

PMNN4003
Rugged non-memory battery lasts 4 to 6.5 hours per charge.



Leatherette case w/Belt Loop COW2HI



VHF Antenna HAD9206
UHF Antenna HAE9217

3 Hr. Drop-In Charger Tray

PMTN4020
3 hour Desktop Charger with charging adapter.

10 Hr. Drop-In Charger Tray

PMTN4021
10 hour Desktop Charger with charging adapter (included with radio).

Wall Charging Adapter Replacement

PMLN4069
Replacement for PMTN4021 Charger tray.



PMTN4020

OSI

SEALANTS

Nail Pro Panel and Construction Adhesive

Nail Pro is excellent for paneling, drywall, hardboard, metal, concrete and masonry, interior or exterior.

- Nail Pro minimizes nailing and helps eliminate nail popping and unsightly hammer indentations.
- It is water and weatherproof.

Part No.	Size (oz)	Color
MAI23505	10.2	Gray
MAI23510	29	Gray



PL® Pro Structural and Subfloor Adhesive

PL Pro is an economical synthetic rubber adhesive for bonding sub-floors to wood floor joists, interior or exterior.

- PL Pro meets or all requirements of the American Plywood Association specification AFG-01.

Part No.	Size (oz)	Color
MAI23500	29	Gray



PL Polyurethane Concrete and Masonry Sealant

- Perfect for sealing cracks or gaps in concrete or masonry structures.
- Holds its grip in all types of weather.
- Textured surface looks like cured concrete.
- Seals out radon migration

Part No.	Size (oz)	Color
MAI23515	10.2	Gray



Painters Caulk

An all acrylic water-based caulk specially formulated for excellent paintability with latex and oil-based paints.

- Indoor/outdoor.
- Guaranteed 15 year durability.
- Fast drying.
- East to use.
- Soap and water cleanup.
- Flexible, weather-resistant seal.

Part No.	Size (oz)	Color
MAI23520	10.2	White



Acrylic Caulk with Silicone

Superior quality acrylic caulk formulated with silicone for extra adhesion. Guaranteed 40 year durability. Provides an airtight, moisture-proof seal indoors and out.

- Use around windows, doors and baseboards.
- Stays flexible; won't crack.
- Easy to use.
- Soap and water cleanup.
- Paintable.
- Mildew resistant.



Part No.	Size (oz)	Color
MAI23525	10.2	White
MAI23530	10.2	Brown
MAI23535	10.2	Gray

Poly-America, Inc.

CONSTRUCTION FILM

Options:

- ASFR – Anti-Static & Flame retardant Film
- B – Black Construction Film
- BPL – Black Pit Liner
- C – Clear Construction Film
- FR – Flame Retardant Film
- PF – Ice Blue
- RE – Reinforced Film
- SW – Single-Wound Film (no folds)
- WH – White Opaque Film



Product Code	Width X Length	Options	Sq. Ft/ Roll	Roll Weight	Rolls/ Pallet	Net Pit Weight
1 MIL						
109	9' x 400'	C	3600	17.2	80	1376
112	12' x 400'	C	4800	22.9	64	1466
1.5 MIL						
15161	16' x 100'	C	1600	11.4	96	1094
15100	8'4" x 200'	C	1667	11.9	108	1285
1512	12' x 200'	C	2400	17.2	80	1376
1520	20' x 200'	C	4000	28.7	56	1607
2 MIL						
210	10' x 100'	C	1000	9.57	126	1205
220	20' x 200'	C	4000	38.2	35	1337
4 MIL						
4100	8'4" x 100'	C, FR	833	15.9	96	1526
409	9' x 100'	C	900	17.2	80	1376
494	9'4" x 100'	C	933	17.8	80	1424
410	10' x 100'	B,C	1000	19.1	80	1528
412	12' x 100'	B,C	1200	22.9	64	1466
414	14' x 100'	C	400	26.8	48	1286
514	14' x 300'	WH	4200	80.4	16	1286
416	16' x 100'	B,C	1600	30.6	48	1469
420	20' x 100'	B,C,FR,WH	2000	38.2	35	1337
424	24' x 100'	B,C	2400	45.9	35	1607
428	28' x 100'	C,WH	2800	53.6	28	1501
432	32' x 100'	B,C	3200	61.2	28	1714
440	40' x 100'	B,C	4000	76.5	24	1836
6 MIL						
610	10' x 100'	B,C	1000	28.7	56	1607
612	12' x 100'	B,C,FR	1200	34.4	49	1686
CF0614	14' x 100'	B,C	1400	40.2	30	1206
CF0616	16' x 100'	B,C	1600	45.9	30	1377
CF0620	20' x 100'	B,C,WH	2000	57.4	30	1722
CFAFR0620	20' x 100'	ASFR	2000	57.4	30	1722
CFFR0620	20' x 100'	FR	2000	57.4	30	1722
CF0624	24' x 100'	B,C	2400	68.9	30	2067
CF0628	28' x 100'	B,C	2800	80.4	24	1930
CF0632	32' x 100'	B,C	3200	91.9	24	2206
CF0640	40' x 100'	B,C	4000	114	20	2280
8 MIL						
820	20' x 100'	B,C	2000	76.5	20	1530
10 MIL						
1020	20' x 100'	B,C,FR	2000	95.7	12	1148
Reinforced sheeting						
RE-620	20' x 100'	C	2000	34.0	20	680

Construction Supplies

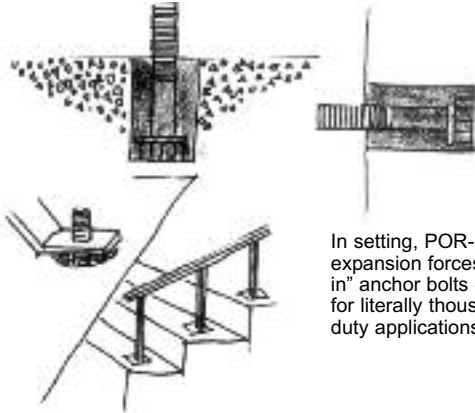
Por-Rok®

Por-Rok®

ANCHORS

Bolts-Dowels-Railings-Reinforcing Rods-Ceramic Fixtures-machinery-Pipes in Concrete

Por-Rok Cement is a non-shrink anchoring cement/grout with almost unlimited field applications.

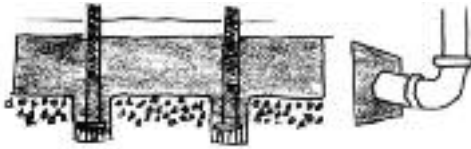


In setting, POR-ROK exerts expansion forces which "locks in" anchor bolts - railings etc., for literally thousands of heavy duty applications.

GROUTS

Heavy machinery-Structural Columns-Bearing Plates-Precast Columns

Por-Rok's pourability makes it well suited for all types of grouting applications. 6500 + psi ultimate compressive strength provides a firm bed for heavy duty grouting applications.



PATCHES

Floors-Walls-Cracks in Concrete Structure-Caulking Foundations/Wall Voids

Por-Rok's pourability makes it well suited for all types of grouting applications. 6500 + psi ultimate compressive strength provides a firm bed for heavy duty grouting applications.

Features and Advantages

- **Quick Setting** - less machinery down time - POR-ROK sets in 15-20 minutes - after 60 minutes attains 5,090 psi compression strength.
- **Controlled Expansion** - POR-ROK eliminates one of the major causes of anchor set failure - shrinkage. POR-ROK's controlled expansion (.003" per linear inch of POR-ROK) mechanically locks the bolt in place.
- **Pourable** - When mixed according to directions, POR-ROK becomes pourable and will seep into pores and crevices.
- **Easy to Use** - POR-ROK is job site mixed with water. No heating or two component mixing is needed.
- **Non-Rusting** - There are no ferrous metals or rust-promoting agents in POR-ROK.

TECHNICAL DATA

Por-Rok® Specification For Maximum Anchoring Strengths

The following table specifies the recommended opening to be drilled so that the strength of the setting will approximate the tensile strength of a mild steel bolt of the diameter shown or cause concrete failure.

All bolts must have a washer. The washer should be large enough to fit the diameter of the opening with only enough tolerance so that the washer will be free to reach and rest snugly against the head of the bolt at the bottom of the opening.

If the washer is slightly too large, it is better to widen the opening than to reduce the size of the washer.

In the case of weaker concrete, the depth should be increased to provide a greater purchase to the concrete slab. this will minimize the danger of failure due to fracture of the concrete in the presence of extreme strains.

Diameter of Bolt to be fastened	Diameter of Opening	Minimum Depth of Opening
1/4"	3/4"	3"
3/8"	1-1/4"	4"
1/2"	1-1/2"	4"
5/8"	1-3/4"	6"
3/4"	1-3/4"	6"
1"	2"	8"
1-1/4"	2-1/2"	12"

*The minimum depths shown are based on openings drilled in sound concrete of at least 3,000 lbs. per square inch compression strength.

Compressive Strength

Por-Rok® was poured into 2 inch cube molds - set 40-45 minutes - Compression test made on Baldwin Southwark Machine - 60,000 pound capacity in accordance with ASTM specification C109-70T cured either under ambient conditions or to constant weight.

Age	Average Load at Failure	Average Lbs. Per Sq. In.	Test Method
1 hr.	20,360	5090	Air dry
24 hrs.	21,360	5340	Air dry
7 days	27,660	6915	Air dry
7 days	37,016	9254	Dry to Constant Wt.

Bond Strength

High Strength- A 325 bolts with washers that rest on head of bolt large enough to it diameter of the drilled hole - Test slab is 4620 psi concrete.

Bolt Size (in.)	Diameter of Hole (in.)	Depth of Hole (in.)	Average (lbs.) Bond Strength
1/4	3/4	2	4900 Nut Failed - Bolt Pulled Out
1/2	1-1/2	4	13500 Concrete Failed
3/4	1-3/4	6	42000 Concrete Failed
1	2	8	68000 Concrete Failed

Set Time- at 70°F initial set - 18 min. (±3) final set - 45 minutes. Test: Gilmore setting Needles.

Linear Movement- Non-Shrink- Expansion not more than .003 inches per linear inch of Por-Rok®.

Coverage- one cubic foot - 100 lbs. of Por-Rok® Cement mixed with 2-1/3 gallons of water shall fill one cubic foot.

Weight Per Cubic Foot- Weight after setting up not to exceed 125 pounds per cubic foot. based on 100 lbs. of Por-Rok mixed with 2-1/3 gallons of water.

Por-Rok® - Halco - Aqua Plug

SUPER POR-ROK™

Exterior Anchoring Cement Non-Shrink Grout

- Sets in 20 minutes
- Expands as it sets
- For use indoors or outdoors
- Strong as concrete in hours

Super Por-Rok is packaged in 45 lb. handy waterproof plastic pails.

PRODUCTION DESCRIPTION

Composition:

Super Por-Rok cement shall consist of a quality controlled hydraulic cement in a ready to use formulation which, when mixed with specific amounts of water, will provide a pourable cement mixture.

Basic Use

To produce a quick setting, pourable, non-metallic, non-shrinking grout.

Technical Data

Bond Strength Data

	Diameter of Hole (in)	Depth of Hole (in)	Ave. (lbs.) Bond Strength
1/2" A325 Bolts	1-1/2	6"	28,900 (Bolt Broke)
1" A325 Bolts	2-1/4	10"	73,000
#4 Rods (Deformed)	1	8"	26,500 (Rod Fractured)
#8 Rods (Deformed)	2	16"	75,000 (Rod Fractured)

Compressive Strength

Super Por-Rok® was poured into 2" cube molds. Readings taken after final set on Innstrom Machine - 60,000 lb. capacity in accordance with ASTM specifications.

7 qt. per 100 lbs.

Age	Average lbs. per sq. inch
1 day	5,590
3 days	6,915
7 days	8,475

Set Time

At 70°F, initial set 20 minutes, final set 60 minutes. Test: VICAT.

NOTE: Temperature will effect the set time. Higher temperatures will accelerate, lower temperatures will retard.

Expansion

Non-Shrink controlled expansion of 1% + of Super Por-Rok® cement.

Weight per cubic foot

Weight after setting up not to exceed 129 lbs. per cubic ft. based on 115 lbs. of Super Por-Rok® mixed with 1-3/4 gallons of water.

Flexural Strength

1,260 psi

Tensile Strength

450 psi



Compressive Strength

Water Addition	1 day (psi)	3 day (psi)	7 day (psi)	28 day (psi)	1 year (psi)	Test
7 qt. per 100 lbs.	6,210	9,550	11,100	12,585	15,000	ASTM C109-705
8.5 qt. per 100 lbs.	4,300	6,600	8,800	10,425		
9.5 qt. per 100 lbs.	4,015	6,015	8,475	10,200		

Study the above strengths in conjunction with the flow data and compare with any other grout.

Tensile Strength

@ 7 days - ASTM C190-72

Water used - 7 qt. per 100 lbs. - 500 psi

Flexural Strength

@ 7 days - ASTM C293-68

Water used - 7 qt. per 100 lbs. - 1200 psi

Expansion

Halco Grout expands in the plastic state. Most other grouts do not.

Most other grouts have initial shrinkage.

Unlike most other grouts, when Halco Grout is placed under a base plate, no voids will occur due to shrinkage.

Water Addition	Results	Test
7 qt. per 100 lbs.	+0.6%	ASTM C827

Aqua Plug

AQUA PLUG™

Water Stop Hydraulic Cement

Durable water-resistant hydraulic cement which sets in 3 to 5 minutes. Designed to stop leaks or running water, patch cracks and fill holes in masonry surfaces. Excellent for filling areas where floor and wall meet or around pipes extending through masonry walls. May be used on interior or exterior surfaces.

- Sets in 3-5 minutes
- Add water, mix and apply
- No special tools required
- Non-shrink, expands as it sets
- Waterproof, sets under water
- Strong as concrete in 1 hour

Packaging

Por-Rok Aqua Plug is packaged in 1-lb, 5-lb, 10-lb, and 50-lb pails.

Por-Rok Aqua Plug Facts

- Compressive strength 4500 PSI
- 3-5 minutes set time
- Flexural strength 1050 PSI
- Non-shrinking - Non-rusting
- Expands as it sets
- Stops water leaks fast

Technical Data

Por-Rok Aqua Plug has the following properties:

Set Time

Vicat - 30 seconds mixing in Hobart
Initial Set 2 minutes
Final Set 3 minutes

NOTE: Cold weather will retard set and hot weather will make it set faster.

Flexural Strength

3 days 600 PSI
28 days 1050 PSI

Compressive Strength

20 minutes 1250 PSI
1 Hour 1500 PSI
24 Hours 2350 PSI
7 days 3000 PSI
28 days 4500 PSI

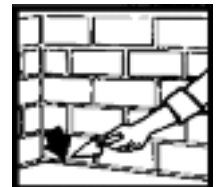
Water/cement ratio

3 oz. To 1 lb.

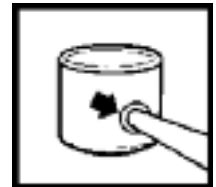
Coverage

1 lb. of Por-Rok Aqua Plug will fill approximately 12 cubic inches (an opening 1" wide by 1" deep by 12" long)

144 lbs. yields 1 cubic foot.



Wall-Floor Joints



Manholes



Swimming Pools



Sewers

HALCO Non-Shrink Grout

Halco

A startling discovery of superior flow with outstanding strength. Designed with the engineer and the construction worker in mind.

Composition

Halco Grout consists of Portland Cement, sand, strength promoters, and an expanding agent, which is not carbon or coke, calcium sulfa aluminate, aluminum or iron particles. No gypsum or calcium chloride is added.

Flow

Halco Grout has superior flow.

Water Addition	Flow	Test
7 qt. per 100 lbs.	10 drops:150%	ASTM
7 qt. per 100 lbs.	152 seconds	Flow cone
8 qt. per 100 lbs.	49.7 seconds	Flow cone
8.5 qt. per 100 lbs.	27 seconds	Flow cone
9.5 qt. per 100 lbs.	21.3 seconds	Flow cone



- continues

Construction Supplies

S + K Products Co.

S + K Products Co.

GALVANIZED WARE

Pails

"S + K Ware" pails are manufactured from bright spangled, zinc rich galvanized steel. Our unique triple interlocking "Gordon Seam" forms a six layer side security seam, assuring integrity in every container. The smooth top pail edge is reinforced with a continuous covered rim wire. Bail is securely attached to the top pail rim. All pail bottoms are recessed to assist pouring action and limit pail to surface contact.



#10100

Model No.	Capacity	Top Dia.	Ht.	Bnbl. or Ctn. Pack	Wt./Ctn. or Bndl.	Cube
10100	10 qt.	10-5/8"	8-7/8"	12/Bndl.	22#	1.6
10101	10 qt.	10-5/8"	8-7/8"	12/Ctn.	22#	2.0
10120	12 qt.	11"	9-7/8"	12/Bndl.	25#	2.0
10121	12 qt.	11"	9-7/8"	12/Ctn.	25#	2.4
10161	16 qt.	13-7/8"	8-1/4"	12/Bndl.	28#	2.4
10172	16 qt.	13-7/8"	8-1/4"	12/Ctn.	28#	2.8

Utility Pan

General purpose galvanized steel utility pan for farm, home, automotive, and industry. One piece seamless construction, curled edge and tapered. Excellent as an oil drain pan, parts pan or animal feed/water pan.



#17007

Model No.	Capacity	Top Dia.	Ht.	Bnbl. or Ctn. Pack	Wt./Ctn. or Bndl.	Cube
17007	13 qt.	15-1/2"	3-1/2"	12	21	1.2

Garbage Cans

The quality is evident in every "S + K Ware" garbage can we produce. All cans are carefully manufactured from prime, heavy gauge galvanized steel, and feature deep body corrugations for superior strength and durability. Shielded wire reinforcement structure the top and bottom can edges. Dual drop side handles and recessed can bottom ease container handling. Corrugated galvanized lid fits securely.



#90001

Model No.	Capacity	Top Dia.	Ht.	Bnbl. or Ctn. Pack	Wt./Ctn. or Bndl.	Cube
90001	20 gal.	17-3/4"	23-1/4"	6/Bndl.	46#	7.7
Lid	-	18"	3-5/8"	6/Bndl.	9#	1.4
90146	32 gal.	21"	26-1/4"	6/Bndl.	57#	11.5
Lid	-	21-1/8"	3-3/4"	6/Bndl.	12#	2.0

Tubs

The applications are nearly endless for "S + K ware" galvanized steel tubs, whether for shop use, as parts containers, nursery stock tubs, pet bath care, lawn and garden or a host of other uses. Our Big 15 and 18-3/4" gallon tubs are produced from heavy, zinc rich galvanized steel, feature six layer interlocked side seams, recessed corrugated bottoms, and dual drop side handles. Security covered wire reinforced rim adds strength and durability to the top edge.




#14200

Model No.	Capacity	Top Dia.	Ht.	Bnbl. or Ctn. Pack	Wt./Ctn. or Bndl.	Cube
14200	15 gal.	22"	11"	6/Bndl.	33#	6.0
14300	18-3/4 gal.	24-1/2"	11"	6/Bndl.	36#	7.0

FUNNELS

Non-Swirl Funnels

These are heavy duty galvanized steel funnels with fully wired top band for added strength. Each is equipped with 70 mesh brass strainer screen; the strainer is removable on the center spout styles and soldered in place on the side spout styles. Center spout styles have a fluted bottom to prevent swirling. Center spouts are 1" diameter, side spouts are 7/8" and all are grooved for air venting.



#600
#620

Model No.	Capacity	Spout Style	Ctn./Pack	Wt./Ctn.	Cube/Ctn.
600	9 qt.	12" side	6	16#	4.0
601	9 qt.	12" cntr.	6	13#	2.3
620	6 qt.	10" side	6	10#	2.5
621	6 qt.	10" cntr.	6	10#	1.4
631	3 qt.	8" cntr.	6	6#	.75



#601
#621
#631

Special Funnels

The 590 and 690 series are heavy duty models with wired top and extra tall rim for rapid pouring without spilling. Fluted bottom prevents swirling. Supplied with removable 70 mesh brass strainer screen. 590S and 690S models have a skirt for holding funnel on vessel being filled.



#590S
#690S


The 490, 491, 605, 611 and 641 models are sturdy general purpose utility funnels; all have removable 70 mesh brass strainer except 490 which is plain.

For transmissions and other hard-to-get-to filler openings, the 495 model is provided. This funnel has a 3/4" x 16" flex metal spout with 7/16" tip and removable 70 mesh brass strainer screen.



#495

Model No.	Capacity	Spout Style	Ctn./Pack	Wt./Ctn.	Cube/Ctn.
590	8 qt.	9" cntr.	12	22#	4.8
690	12 qt.	11" cntr.	6	16#	4.8
590S	8 qt.	9" cntr.	12	24#	4.8
690S	12 qt.	11" cntr.	6	17#	4.8
490	1 qt.	6" cntr.	24	10#	.79
491	1 qt.	6" cntr.	24	10#	.79
495	1 qt.	6" cntr.	12	10#	1.8
605	4 qt.	12" cntr.	6	12#	3.0
611	2-1/2 qt.	10" cntr.	6	7#	1.4
641	2 qt.	8" cntr.	12	8#	1.8



#490
#491
#605
#611
#641

Lock on Funnel

Heavy duty galvanized steel lock on funnel with wire reinforced top rim. Welded lock on arms. Non-swirl fluted base for swift drainage. Provided with 70 mesh brass strainer screen. Six point progressive locking tabs to fit all openings.



#590 LX

Model No.	Capacity	Spout Style	Ctn./Pack	Wt./Ctn.	Cube/Ctn.
590-LX	8 qt.	9" cntr.	12	24#	4.8
590-LX	8 qt.	9" cntr.	6	12#	2.4

Plastic Funnel

Model No.	Capacity	Spout Style	Ctn./Pack	Wt./Ctn.	Cube/Ctn.
31-P	1 pt.	4-1/2" cntr.	12	2#	.17
32-P	2 qt.	6-1/2" cntr.	6	2.5#	.48
33-P	6 qt.	8-1/2" cntr.	6	5#	.65

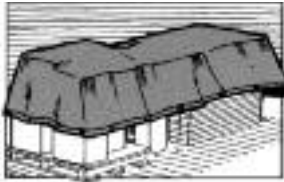


#32-P

Schott International, Inc.

Schott International, Inc.

TARPAULINS



Material Covers

- Tarpaulin
- Windbreak
- Machinery Cover
- Hauling Cover



Construction Covers

- Construction cover
- Boat Cover
- Ground Cover
- Pallet Cover

3.1 oz./8 x 8 Tarp Construction

Construction Features

- 3.1 ounce per square yard • 8x8 sq. in count • Heat sealed seams
- 3/16" boltroping in hem • Aluminum rustproof grommets about every three feet around the hem • 5-6 mil thickness • UPC coded • Blue both sides

Economy and Value

Polytuf's SUPER BLUE Tarp is the ideal high volume tarp. Its signature blue color instantly identifies strength and value to the consumer. SUPER BLUE has become the preferred choice because of its low cost and convenience.

Cut Size (ft)	Tarps Per Carton	Model No.
4 x 6	36	M4x6
5 x 7	40	M5x7
6 x 8	30	M6x8
8 x 10	20	M8x10
10 x 12	15	M10x12
10 x 18	10	M10x18
10 x 20	8	M10x20
12 x 16	8	M12x16
12 x 20	7	M12x20
12 x 22	6	M12x22
12 x 25	5	M12x25
15 x 25	5	M15x25
15 x 30	3	M15x30
16 x 20	5	M16x20
18 x 24	4	M18x24
20 x 20	4	M20x20

Cut Size (ft)	Tarps Per Carton	Model No.
20 x 25	3	M20x25
20 x 30	2	M20x30
20 x 35	2	M20x35
20 x 40	2	M20x40
22 x 50	1	M22x50
25 x 40	1	M25x40
25 x 45	1	M25x45
30 x 40	1	M30x40
30 x 50	1	M30x50
30 x 60	1	M30x60
40 x 40	1	M40x40
40 x 60	1	M40x60
50 x 50	1	M50x50
50 x 100	1	M50x100
60 x 60	1	M60x60
100 x 100	1	M100x100

Meets the flammability requirements of Commercial Standard CS-192-53 (Paragraph 410) for General Purpose Vinyl Plastic Film, to which the Flammable Fabrics Act, Public Law 88 refers, however, ARE NOT SOLD OR INTENDED FOR USE AS A FLAME RETARDANT ARTICLE.

4.5 oz./10 x 10 Tarp Construction

Construction Features

- 4.5 ounce per square yard • 10x10 sq. in count • Heat sealed seams
- 3/16" boltroping in hem • Brass plated steel grommets about every three feet around the hem • 9-10 mil thickness • UPC coded • Green both sides

Strength and Durability

Polytuf Heavy Duty Tarps Weigh 40% more than most Polyethylene Tarps • Tightly Woven Fabric provides more puncture resistance • Thicker Coatings on each Side Adds Longer product Life • Brass Plated Steel Grommets Give Added Strength and Securing Dependability • Small Product Packs for Stronger Turns and Distribution • High Clarity PVC Bags with Patented Grommet/Test on Small Sizes

Cut Size (ft)	Tarps Per Carton	Model No.
6 x 8	6	A6x8
8 x 10	6	A8x10
9 x 12	6	A9x12
10 x 18	10	A10x18
10 x 20	8	A10x20
12 x 14	6	A12x14
12 x 20	7	A12x20
12 x 22	6	A12x22
14 x 18	7	A14x18
15 x 30	3	A15x30
16 x 20	5	A16x20
18 x 24	4	A18x24

Cut Size (ft)	Tarps Per Carton	Model No.
18 x 36	3	A18x36
18 x 48	3	A18x48
20 x 20	4	A20x20
20 x 30	2	A20x30
20 x 40	2	A20x40
20 x 60	1	A20x60
30 x 40	1	A30x40
30 x 50	1	A30x50
30 x 60	1	A30x60
40 x 60	1	A40x60
50 x 100	1	A50x100
60 x 60	1	A60x60

Meets the flammability requirements of Commercial Standard CS-192-53 (Paragraph 410) for General Purpose Vinyl Plastic Film, to which the Flammable Fabrics Act, Public Law 88 refers, however, ARE NOT SOLD OR INTENDED FOR USE AS A FLAME RETARDANT ARTICLE.

Canvas Tarp

Olive Drab Flame Retardant

- Water and mildew resistant
- 10 oz. per square yard
- Rust resistant brass grommets are located on 3'-4' centers on all sides and corners
- Stock sizes: 15' x 20'
16' x 20'
20' x 20'
Custom sizes are available.



Concrete Curing Blankets

Blankets use a full 2" thickness of fiberglass insulation which is covered with black woven poly. The blanket seams are heat sealed, not stitched, and the insulation is compartmentalized.

- Compartments every 4'-2"
- Each 25' blanket has 6 compartments



Husky Drawstring Trash Bags

- Drawstring trash bags • 55 gallon drum liners • Contractors trash bags

Rubber Straps

Strap Length (in)	Max. Stretch (in)	CTN/Pack	Wt. (lbs)
10	18	50	11
15	27	50	12
21	36	50	16
31	53	50	20
41	66	50	27



Stretch Wrap Film

Tough, puncture resistant film for hand wrapping pallet loads ensuring load securement, dirt and moisture protection. UPS shippable.

Description	Rolls/Case	Weight (Lbs.)
3' Wide 115 Gauge Film	18	1.5
12' Wide 80 Gauge Film	4	6.0
15' Wide 80 Gauge Film	4	7.5
18' Wide 80 Gauge Film	4	9.0

Non-Lint Industrial Cloth Rags

Very absorbent wipe, ideal for use with oily, greasy jobs.

Description	Order
10 Lb. Pkg.	01253210
50 Lb. Pkg.	01253236

Industrial Cloth Rags

Soft, absorbent general purpose wipes.

Description	Order
10 Lb. Pkg.	01253152
25 Lb. Pkg.	01253160

Construction Supplies

Specified Technologies Inc.

Specified Technologies Inc.

SpecSeal FIRESTOP PRODUCTS®

Series SSS Intumescent Sealant



Features:

- Water-Based for easy installation, cleanup, and disposal.
- Two-Stage Intumescence features extremely fast and directionalized expansion.
- Endothermic Fillers absorb heat & release water.
- High Solids Formula means no shrinkage!
- Sandable & Paintable (when dry)
- Water-Resistant: Will not re-emulsify when dry!
- Safe for contact with plastics.
- Red Color for easy identification and inspection.
- Multi Viscosity Grade means excellent caulking properties along with high build capabilities.
- Excellent Smoke Seal
- Low VOC: Safe, No Solvents, Non-Halogenated

Product Description:

SpecSeal® Series SSS Sealant is a latex based, high solids firestop compound. This material, when properly installed, will effectively seal penetration openings against the spread of fire, smoke, toxic gasses and water. SpecSeal® Series SSS Sealant features STI's patented and proprietary two-stage intumescent technology. When exposed to high temperatures or fire, this material expands aggressively in a highly directionalized fashion to quickly close off voids left by the burning or melting of combustible materials.

Applications:

Series SSS Sealant is used to seal through-penetrations as well as construction gaps, blank openings and joints. Series SSS has been tested for use with metallic penetrants up to 24" trade size. This product is also used with other SpecSeal® Products such as SpecSeal® Firestop Collars and Wrap Strips.

- **Metallic Pipes** including steel, iron, or copper pipe and tubing through all common constructions.
- **Nonmetallic Pipes, Conduits & Tubing** including PVC, CPVC, PVDF, PEX, PEX-AL-PEX, ABS, PB through all common constructions.
- **Cable, Cable Trays & Bus Duct**
- **HVAC Ductwork**
- **Insulated Pipes**
- **Multi-Service Penetrations** including AC line sets, electrical, telephone, or TV service entrance and interior penetrations.
- **Complete Wood Floor** firestopping package for electrical, plumbing, HVAC, TV and telephone.
- **Over 200 UL Classified Systems** utilizing this product as the primary or secondary product.

Performance:

SpecSeal® Series SSS Sealant is the basis for systems that meet the exacting criteria of ASTM E814 (UL1479) as well as to the time-temperature requirements of ASTM E119 (UL263). Systems have been tested for all common forms of construction and most common penetrants with ratings up to 4 hours. STI firestop systems are designed to maximize the fire resistance of the seal by not only sealing off the spread of fire and hot gasses but also by minimizing the amount of heat conducted through the assembly.

Physical Properties:

Product Name	Series SSS Sealant
Color	Red
Odor	Mild Latex
Density	9.4 Lb/Gal
Solids	80%± 2%
pH	8.3
Expansion Begins	230°F (110°C) 1st Stage 350°F (177°C) 2nd Stage
Expansion Range	230°F to >1,000°F (110 °C to >538 °C)
Volume Expansion	>500% Free Expansion
In-Service Temp.	<130 °F
Flame Spread	0*
Smoke Development	10*

*Tested to ASTM E84 (UL723) at 14% surface coverage (modified test for sealants and caulks).

Specifications:

The firestopping sealant shall be a one-part, two-stage intumescent latex compound. The sealant when exposed to high heat or flame shall be capable of expanding a minimum of 8 times. Range of continuing expansion shall be from 230°F to >1,000°F. The sealant shall be thixotropic and shall be capable of caulking or troweling onto vertical surfaces or overhead. The sealant shall be UL Classified and/or FM Systems Approved and tested to the requirements of ASTM E814 (UL1479).

Installation Instructions:

GENERAL: Areas to be protected must be clean and free of oil, loose dirt, rust or scale. Installation temperatures must be between 35°F and 100°F. Allow product to dry a minimum of 24 hours before exposure to moisture.

SYSTEM SELECTION: Selection of an appropriate firestop system design is critical to the fire protection process. Space limitations preclude highly detailed information pertaining to individual application systems. *Please consult the STI Product & Application Guide as well as the UL® Fire Resistance Directory for additional information and a complete listing of tested systems.*

Maintenance:

INSPECTION: Installations should be inspected periodically for subsequent damage. Any damage should be repaired using SpecSeal® products per the original approved design.

Precautionary Information:

Consult Material Safety Data Sheet for additional information on the safe handling and disposal of this material. Wash areas of skin contact with soap and water. Avoid contact with eyes. **SEALANT IS CONDUCTIVE UNTIL DRY.**

Ordering Information:

Cat.No.	Description
SSS100	10.5 oz.Tube (311 ml) 19 cu.in.
SSS129	29 oz.Tube (858 ml) 52 cu.in.
SSS120	20 oz.Sausage (592 ml) 36 cu.in.
SSS102	2 Gal.Pail (7.6 liters) 462 cu.in.
SSS105	5 Gal.Pail (19.0 liters) 1,155 cu.in.



FILL, VOID OR CAVITY MATERIALS CLASSIFIED BY UNDERWRITERS LABORATORIES INC.® FOR USE IN THROUGH-PENETRATION FIRESTOP SYSTEMS. SEE UL FIRE RESISTANCE DIRECTORY

3L73



CLASSIFIED FILL, VOID OR CAVITY MATERIALS FOR USE IN THROUGH-PENETRATION FIRESTOP SYSTEMS. SEE UL DIRECTORY OF PRODUCTS CERTIFIED FOR CANADA AND UL FIRE RESISTANCE DIRECTORY



Specified Technologies Inc.

Series ES Elastomeric Sealant

Features:

- Water-Based for easy installation and cleanup.
- Non-halogenated.
- Thixotropic for high-build application.
- Auto bonding.
- Safe... No solvents! No asbestos!
- Elastomeric!
- Water-Resistant!
- UL Classified.
- Acoustical sealant!



Product Description:

SpecSeal® Elastomeric Sealant is a non-halogenated latex-based, highly elastomeric caulk designed to provide passive smoke and fire protection in construction joints. This material is also designed to restore sound attenuation properties to sound-rated ceilings and partitions.

Applications:

SpecSeal® Elastomeric Sealant is designed primarily for the protection of construction joints.

Performance:

When applied to a wet film thickness of 1/4"(6.3 mm) to 1/2"(12.5 mm) over appropriate backing materials, SpecSeal® Elastomeric Sealant has been successfully tested in one, two, and three hour joints when tested in accordance with UL2079 (ASTM E1966). All tested systems have been cycled 500 times at total movement up to 50%. Consult factory for individual system designs and application requirements.

LIMITATIONS: Use product as per manufacturer's instructions. Use only in applications per the manufacturer's tested and published designs or per specific recommendations. End user must ultimately determine the suitability of the product and designs to his specific requirement and assumes responsibility for its use.

Physical Properties:

Product Name	Series ES Elastomeric Sealant
Color	Pale Blue
Odor	Mild Latex
Density	10 Lb/Gal
Solids	66%
pH	7.5
In-Service Temp.	<120 °F (49 °C)
Flame Spread	5*
Smoke Development	5*
Movement	±15%**
Solvent Content	None
Drying Time	
Tack Free	2 HoursA
Dry Through	5 to 7 DaysA
Acoustical	ASTM C919
*Tested to ASTM E84 (UL723)at 14%surface	
**500 Cycles per UL2079,AC30 (ICBO) and ASTM E1399	
A Dependent on temperature and humidity	

Specifications:

Consult factory for recommended specification.

Installation Instructions:

GENERAL: Areas to be protected must be clean and free of oil, loose dirt, rust or scale. Recommended storage and application temperatures range between 40°F (4°C) and 95°F (35°C). When applying product at the lower end of the temperature range, warming the material to 70°F (21°C) will enhance drying characteristics. Drying time will vary according to prevailing temperature and humidity. Allow to thoroughly dry before exposure to moisture. Consult appropriate manufacturer's drawing for system design requirements. Forming or packing materials may be required as an integral part of various system designs. Sealant is auto-bonding and may be applied in stages. DO NOT ATTEMPT TO THIN PRODUCT BY ADDING WATER. THIS PRODUCT IS DESIGNED FOR PROFESSIONAL INSTALLATION ONLY. This sealant is designed to contract while drying. Proper joint design is critical to sealant performance. Avoid three point adhesion through the use of appropriate backing or bond-breaking materials.

– continues –

Series ES Elastomeric Sealant (continued)

Maintenance:

INSPECTION: Installations should be inspected periodically for subsequent damage. Following safety precautions listed here. Precautionary Information) and pertinent installation guidelines, remove coating in damaged areas down to undamaged material. Reapply fresh coating material to original coating thickness.

Precautionary Information:

Consult Material Safety Data Sheet for additional information on the safe handling and disposal of this material. Wash areas of skin contact with soap and water. Avoid contact with eyes. Apply in areas with adequate ventilation.

ordering information:

Cat. No.	Description
ES100	10.3 oz. Tube (304 ml) 18 cu.in.
ES129	29.0 oz. Tube (858 ml) 52 cu.in.
ES120	20 oz. Sausage (592 ml) 36 cu.in.
ES105	5 Gal. Pail (19.0 liters) 1,155 cu.in.



FILL, VOID OR CAVITY MATERIALS CLASSIFIED BY UNDERWRITERS LABORATORIES INC.® FOR USE IN JOINT SYSTEMS.

SEE UL FIRE RESISTANCE DIRECTORY



FILL, VOID OR CAVITY MATERIALS FOR USE IN JOINT FIRESTOP SYSTEMS. SEE UL DIRECTORY OF PRODUCTS CERTIFIED FOR CANADA AND UL FIRE RESISTANCE DIRECTORY

Series SSP Intumescent Putty & Putty Pads

Features:

- Non-Hardening Easy retrofit!
- Two Stage Intumescence features aggressive expansion.
- Endothermic Fillers absorb heat & release water.
- Highly Adhesive Formula Stays put. Allows movement.
- Soft & Pliable for easy installation.
- No Water-Soluble Expansion Ingredients means better water resistance!
- Sound Deadening! Excellent sound attenuation properties. Reduces noise transmission.



Product Description:

SpecSeal® Series SSP Putty is a non-hardening, intumescent compound designed to seal through-penetrations as well as certain membrane penetrations against the spread of fire, smoke and toxic gasses. SpecSeal® Putty expands up to 8 times its original size when exposed to high temperatures or flames.



Applications:

Series SSP Putty and Putty Pads are used to seal through-penetrations as well as construction gaps and blank openings. SpecSeal® Putty Pads are used to seal around electrical boxes to reduce sound transmission (see Technical Update) and increase fire resistance. These pads also provide a metered method of application when sealing through-penetrations and in some applications, are used to provide a cushion to allow movement due to settling, expansion and contraction, or vibration.

Performance:

SpecSeal® Series SSP Putty is the basis for systems that meet the exacting criteria of ASTM E814 (UL1479). Systems have been tested for all common forms of construction and most common penetrants with ratings up to 3 hours. Sound attenuation properties have also been tested as per ASTM C919 and E90. Additionally, SpecSeal® Putty Pads have been tested to UL263 (ASTM E119, NFPA 251) and are classified for up to 2 hours as a Wall Opening Protective Material for use with both metallic and non-metallic outlet or switch boxes installed in gypsum wallboard assemblies (steel and wood stud assemblies). Boxes protected with SpecSeal® Putty Pads have been successfully tested with box spacing reduced to less than 16". (Not tested nor approved for boxes installed directly back to back).

– continues –

Construction Supplies

Specified Technologies Inc.

Series SSP Intumescent Putty (continued)

Physical Properties:

Product Name	Series SSP Putty
Color	Red
Odor	None
Density	1.45
Solids	100%
Expansion Begins	230°F
Volume Expansion	>500%
	(free expansion)
In-Service Temp.	<130°F

Specifications:

The firestopping putty shall be a one-part, two-stage intumescent, non-hardening compound. The putty, when exposed to high heat or flame shall be capable of expanding a minimum of 5 times. Range of continuing expansion shall be from 230°F to >1,000°F. The putty shall be soft and pliable with aggressive adhesion and shall not contain any water-soluble intumescent ingredients. The putty shall be UL Classified and/or FM Systems Approved and tested to the requirements of ASTM E814 (UL1479).

Installation Instructions:

GENERAL: Areas to be protected must be clean and free of oil, loose dirt, rust or scale. Installation, storage and in-service temperatures must be below 130°F... No drying or curing is required.

SYSTEM SELECTION: Please consult the STI Product and Application Guide as well as the UL® Fire Resistance Directory for applicable through-penetration firestop systems.

Maintenance:

Installations should be inspected periodically for subsequent damage. Any damage should be repaired using SpecSeal® products per the original approved design.

Precautionary Information:

Consult Material Safety Data Sheet for additional information on the safe handling and disposal of this material. Wash areas of skin contact with soap and water. Avoid contact with eyes. **DO NOT APPLY TO EXPOSED ELECTRICAL CONDUCTORS.**

Ordering Information:

Cat.No.	Description
SSP100	36 in3 (0.6 liter) bar 6
SSP4S	7.25" x 7.25" x 3/16" pad 20
SSP9S	9.00" x 9.00" x 3/16" pad 20



FILL, VOID OR CAVITY MATERIALS CLASSIFIED BY UNDERWRITERS LABORATORIES INC.® FOR USE IN THROUGH-PENETRATION FIRESTOP SYSTEMS. SEE UL FIRE RESISTANCE DIRECTORY



CLASSIFIED FILL, VOID OR CAVITY MATERIALS FOR USE IN THROUGH-PENETRATION FIRESTOP SYSTEMS. SEE UL DIRECTORY OF PRODUCTS CERTIFIED FOR CANADA AND UL FIRE RESISTANCE DIRECTORY

Series PEN 300 Silicone Sealant

Features:

- Low Modulus allows up to ± 50% movement in joints.
- Auto Bonding allows fresh sealant to adhere to cured sealant.
- Excellent Water Resistance for water-tight sealing.
- Ozone and UV Resistant for excellent weather ability and long service life.
- Excellent Chemical Resistance protects in polluted or corrosive atmospheres.
- Excellent Adhesion to most building substrates.
- Excellent Smoke Seal
- Neutral Cure



Product Description:

Pensil® Silicone Sealants are one-part neutral curing silicone sealants exhibiting superior performance in applications where sealing apertures in walls and floors are needed to control the spread of fire, smoke, toxic gasses and water during fire conditions.

- continues -

Series PEN 300 Silicone Sealant (continued)

Pensil Silicone Sealants react with atmospheric moisture to form a tough durable seal that will adhere to most building substrates without the use of primers. Pensil products do not contain asbestos or PCBs.

Applications:

Pensil 300 is used to seal through-penetrations involving non-combustible penetrants, electrical, data, or telephone cables, construction gaps, expansion joints, curtain wall safing applications, and top-of-wall joints.

Performance:

Pensil Silicone Sealants are the basis for systems that meet the exacting criteria of ASTM E814, UL 1479, ASTM E1966 (UL 2079), ASTM 1399, as well as to the time-temperature requirements of ASTM E119 (UL 263). Pensil 300 Sealant is ASTM C920 compliant. Systems have been tested with ratings up to 4 hours.

Physical Properties:

Color	Concrete
Flame SpreadA	5
Smoke DevelopmentA	45
In Service Temp	<350 °F
Hardness ShoreA ASTM D2240	25
Tensile Strength ASTM D412	270
Peel Strength ASTM C794-80	55 ppi
Movement Capability	
ASTM C719	± 50%
AC30 †	± 35%
Stress@50%Extension	
1/2"x 1/2" Bead	35 lbs/in
Tooling Time (Minutes)	30
Tack Free Time (Hours), ASTM C619	5 -9
Sag; Slump (NS Grade) ASTM C639	0.1"
Ozone & UV Resistance (Weatherometer Twin Arc)	Excellent
Storage Warranty Period**	12 months
A ASTM E84 (UL723)@14% coverage	
**From date of shipment if stored in original unopened container at 80°F (27 °C).	
†500 Cycles as per UL2079, AC30 (ICBO), and ASTM E1399	

Specifications:

The firestopping sealant shall be a one-part, neutral curing silicone sealant. The sealant shall be completely water resistant and shall contain neither solvents nor inorganic fibers of any kind. The through-penetration firestop sealant shall allow movement of +25% and shall be UL Classified and/or FM Systems Approved and tested to the requirements of ASTM E814 (UL1479). The firestop joint sealant shall allow movement up to ± 50% and shall be UL Classified and tested to the requirements of UL2079.

Installation Instructions:

Pensil 300 Sealant is approved for a variety of through-penetration firestop applications. Space limitations preclude highly detailed information pertaining to individual application systems. Please consult the STI referenced drawing, the STI Product and Application Guide, as well as the UL Fire Resistance Directory for additional information.

Maintenance:

Inspection: Installations should be inspected periodically for subsequent damage. Any damage should be repaired using SpecSeal® products per the original approved design. Cut away damaged material and reapply sealant as required.

Precautionary Information:

Avoid contact with eyes. Uncured product may irritate eyes on contact. Use only in well ventilated areas. To clean areas of skin contact, wipe off uncured material with a dry cloth or paper towel prior to washing. Waterless hand cleaners are particularly effective while sealant is uncured. Consult Material Safety Data Sheet for additional information on the safe handling and disposal of this material.

Ordering Information:

Cat.No.	Description
PEN300	10.5 oz Tube (304 ml) 18.3 cu.in.
PEN305	5 Gal.Pail (19.0 liters) 1,155 cu.in.
PEN305SL	Self-Leveling 5 Gal.Pail (19.0 liters) 1,155 cu.in.



FILL, VOID OR CAVITY MATERIALS CLASSIFIED BY UNDERWRITERS LABORATORIES INC.® FOR USE IN JOINT SYSTEMS & THROUGH-PENETRATION FIRESTOP SYSTEMS.

SEE UL FIRE RESISTANCE DIRECTORY



CLASSIFIED FILL, VOID OR CAVITY MATERIALS FOR USE IN JOINT SYSTEMS & IN THROUGH-PENETRATION FIRESTOP SYSTEMS. SEE UL DIRECTORY OF PRODUCTS CERTIFIED FOR CANADA AND UL FIRE RESISTANCE DIRECTORY

Specified Technologies Inc.

Series SSC Intumescent Collars

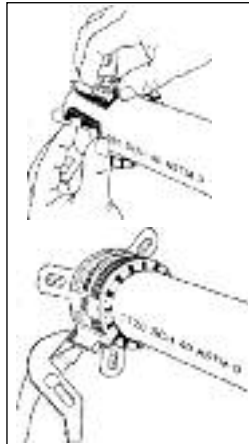
Features:

- Rapid Expansion: Closes off burning penetrants faster.
- High Volume Char: Expands over 20 times!
- Water-Resistant: No soluble or hygroscopic ingredients.
- Economical: Factory assembly reduces field labor!
- Easy Installation: No guess work.
- Approved for a wide variety of pipes and constructions.



Product Description:

The SpecSeal® Firestop Collar is a factory-manufactured device designed to protect plastic pipes penetrating fire-rated walls and floors. Utilizing a heavy gauge galvanized metal collar to house a molded intumescent insert, the SpecSeal® Collar is specifically sized to fit 1-1/2", 2", 3", 4" and 6" trade sized pipes.



Applications:

SpecSeal® Collars are used to protect a variety of plastic pipes including PVC, PVC Foam Core (ccPVC), CPVC, ABS, ABS Foam Core (ccABS) and FR Polypropylene in both vented (DWV) and closed (electrical conduit and water supply) installations. SpecSeal® Collars are suitable for use in all common forms of construction including concrete floors, concrete over steel deck, concrete walls, concrete block walls, gypsum board walls and wood floor assemblies. SpecSeal® Collars are used alone or in combination with other SpecSeal® products to protect a wide variety of nonmetallic pipe penetrations either individually or in combination with other types of penetrants.

Performance:

SpecSeal® Collars are the basis for systems that meet the exacting criteria of ASTM E814 (UL1479). Systems have been tested for all common forms of construction and most common penetrants with ratings up to three hours. STI designed firestop systems are engineered to maximize the fire resistance of the seal by not only sealing off the spread of fire and hot gasses but also by minimizing the amount of heat conducted through the assembly. Thus all systems have been designed to provide T Ratings capable of matching the rating of the wall or floor assembly (where possible). Consult factory for information not available in UL Fire Resistance Directory as of this printing.

Physical Properties:

This material is extremely stable. Long term aging studies indicate no significant loss of physical properties nor significant change in expansion properties after elevated temperature, humidity, and immersion testing. Consult factory for additional information.

Available Sizes	1.5" thru 6"
Shell Construction	22 Gauge Gal. Steel
Intumescent Insert	Molded one piece.
Expansion Begins	250°F F (1st stage) 350°F F (2nd stage)
Volume Expansion	16 to 24x (free expansion)
In-Service Temp.	<130°F F.
Oven Aging	No Change (60°C)*
Humidity Exposure	No Change (60°C), 98% R.H.*
* Evaluation of physical properties and total expansion.	

Specifications:

The firestop system shall be a factory assembled firestop collar utilizing a molded two-stage, flexible intumescent insert. The intumescent insert shall provide a minimum of 15X free expansion and shall contain no water soluble expansion ingredients. The specified material shall be approved for a wide range of applications including PVC, CPVC, ABS, ABS Foam Core, and FRPP pipes when used by itself or in combination with other products from the same manufacturer. The collar shall be UL Classified and/or FM Systems Approved and tested to the requirements of ASTM E814 (UL1479).

- continues -

Series SSC Intumescent Collars (continued)

Installation Instructions:

GENERAL: The installation of this product requires the application of a smoke seal utilizing SpecSeal® Series SSS Sealant and suitable mechanical fasteners for attachment to the floor or wall surface. Sealant and floor or wall attachment hardware must be purchased separately. Any fasteners required to close the collar around the pipe itself are included in the collar package.

SYSTEM SELECTION: Proper methods and materials are critical to firestopping. A number of methods have been developed to suit a wide variety of firestopping applications. Many installations have been illustrated throughout this data sheet and new systems are continually being tested. For more information consult your Hanes Supply representative.

Maintenance:

INSPECTION: Installations should be inspected periodically for subsequent damage. Any damage should be repaired using SpecSeal® products per the original approved design.

Precautionary Information:

Consult Material Safety Data Sheet for additional information on the safe handling and disposal of this material. Wash areas of skin contact with soap and water. Avoid contact with eyes.

Ordering Information:

Cat.No.	Description
SSC151	Firestop Collar Fits 1-1/2" T ade size pipes. Utilizes crimp closure.
SSC202	Firestop Collar Fits 2" T ade size pipes. Utilizes crimp closure.
SSC301	Firestop Collar Fits 3" T ade size pipes. Utilizes crimp closure.
SSC400	Firestop Collar Fits 4" T ade size pipes. Utilizes bolt closure, bolts included.
SSC600	Firestop Collar Fits 6" T ade size pipes. Utilizes bolt closure, bolts included.



THROUGH-PENETRATION FIRESTOP DEVICE
CLASSIFIED BY
UNDERWRITERS LABORATORIES INC.®
SEE UL FIRE RESISTANCE DIRECTORY

Series SSWBLU Intumescent Wrap Strips

Features:

- Rapid Expansion: Closes off burning penetrants faster.
- High Volume Char: Expands up to 30 times!
- Water-Resistant: No soluble or hygroscopic ingredients.
- Economical: 12' roll means no piecing... less waste!
- Highly Flexible: No foil... soft... supple... easier to install!
- Versatile performer for a wide range of complex applications.



Product Description:

SpecSeal® Series BLU Wrap Strip is a highly flexible, elastomeric strip designed to firestop penetrations in fire-rated walls, floors and floor/ceiling assemblies. It is available in convenient 12' rolls that facilitate installation and cut down on waste.

Applications:

SpecSeal® Series BLU Wrap Strips have been designed especially for applications involving sensitive, combustible piping. These strips have been engineered to provide the maximum expansion within a relatively thin matrix. This design allows for installation of firestops within steel sleeves or in areas where access may be limited due to the positioning of adjacent penetrants or construction members. Installations have been developed for both "tuck-in" applications (where strips are fastened around the penetrant and then slid into the opening) and restraining collar assemblies (for surface mounting). SpecSeal® Series BLU Wrap strips are suitable for use in most common forms of construction including concrete floors, concrete over steel deck, concrete walls, concrete block and gypsum board walls. Systems have been developed and tested for PVC, CPVC, ABS, Natural and FR polypropylene pipes up to and including 10" trade size (6" to 8" trade size polypropylene). Flexible system designs accommodate both surface mounting and top down installations within steel sleeves.

- continues -

Construction Supplies

Specified Technologies Inc.

Series SSWBLU Intumescent Wrap Strips (continued)

Performance:

SpecSeal® Intumescent Wrap Strips are the basis for systems that meet the exacting criteria of ASTM E814 (UL1479). Systems have been tested to provide up to 4 hour fire ratings for most common forms of construction including a wide range of plastic pipes up to 10" trade size. STI designed firestop systems are engineered to maximize the fire resistance of the seal by not only sealing off the spread of fire and hot gasses but also by minimizing the amount of heat conducted through the assembly. Thus all systems have been designed to provide T Ratings capable of matching the rating of the wall or floor assembly (where possible). Consult factory for information not available in UL Fire Resistance Directory as of this printing.

Physical Properties:

These materials are extremely stable. Long term aging studies indicate no significant loss of physical properties nor significant change in expansion properties after elevated temperature, humidity and immersion testing. Consult factory for additional information.

Catalog Number	SSWBLU
Color	Blue
Weight	3.0 Lb. (12' Roll)
Dimensions	12' x 2" x 3/16" (nom)
Expansion Begins	250° F. (1st stage)
Volume	350°F (2nd stage) 20 to 30X
Expansion	(free expansion)
In-Service Temp.	<120 ° F.
Oven Aging	No Change (60 °C)*
Humidity Exposure	No Change (60 °C, 98%R.H.)*

*Evaluation of physical properties and total expansion.

Specifications:

The wrap strip material shall be a highly flexible, two-stage intumescent material. The wrap strip shall provide a minimum of 30x free expansion and shall contain no water soluble expansion ingredients. The specified material shall be approved for a wide range of applications including combustible and noncombustible penetrants when used by itself or in combination with other products from the same manufacturer. The wrap strip shall be UL Classified and/or FM Systems Approved and tested to the requirements of ASTM E814 (UL1479).

Installation:

GENERAL: Areas to be protected must be free of oil, loose dirt, rust or scale. In most cases, walls require symmetrical applications. Wrap strips must be applied to both sides.

SYSTEM SELECTION: THE FOLLOWING INFORMATION IS INTENDED FOR INFORMATIONAL PURPOSES ONLY AND MAY NOT BE CONSTRUED AS A RECOMMENDATION FOR SUITABILITY FOR USE. Proper methods and materials are critical to firestopping. A number of methods have been developed to suit a wide variety of firestopping applications. Consult the STI Product and Application Guide for appropriate design drawings and installation information. Additional systems may also be available for applications not listed here. Consult your Hanes Supply representative.

Maintenance:

INSPECTION: Installations should be inspected periodically for subsequent damage. Any damage should be repaired using SpecSeal® products per the original approved design.

Precautionary Information:

Consult Material Safety Data Sheet for additional information on the safe handling and disposal of this material. Wash areas of skin contact with soap and water. Avoid contact with eyes.

Ordering Information:

Cat.No.	Description
SSWBLU	Blu Wrap Strip 2" x 3/16" x 12
SSWRC	Metal Restraining Collar 25'
WSC-8	8" Restricting Collar Blu WS



FILL, VOID OR CAVITY MATERIALS CLASSIFIED BY UNDERWRITERS LABORATORIES INC.* FOR USE IN THROUGH-PENETRATION FIRESTOP SYSTEMS.

SEE UL FIRE RESISTANCE DIRECTORY



CLASSIFIED FILL, VOID OR CAVITY MATERIALS FOR USE IN THROUGH-PENETRATION FIRESTOP SYSTEMS. SEE UL DIRECTORY OF PRODUCTS CERTIFIED FOR CANADA AND UL FIRE RESISTANCE DIRECTORY

Series SSWRED Intumescent Wrap Strips

Features:

- Rapid Expansion: Closes off burning penetrants faster.
- High Volume Char: Expands up to 24 times!
- Water-Resistant: No soluble or hygroscopic ingredients.
- Economical: 12' roll means no piecing... less waste!
- Highly Flexible: No foil... soft... supple... easier to install!
- Versatile performer for a wide range of complex applications.



Product Description:

SpecSeal® Red Wrap Strip is a highly flexible, elastomeric strip designed to firestop penetrations in fire-rated walls, floors and floor/ceiling assemblies. It is available in convenient 12' rolls that facilitate installation and cut down on waste. This product utilizes STI's patented two-stage intumescent technology, providing a very responsive and highly directionalized expansion. Expansion is extremely fast, providing quick closure for burning combustible penetrants. When exposed to temperatures in excess of 250°F (121 °C), the SpecSeal® Red Wrap Strip begins to expand (intumesce) rapidly to form a dense, highly insulative char. Its free expansion ranges from 16-24 times original (pre-expanded) volume. Expansion continues up to temperatures of 1,000 °F.

Applications:

SpecSeal® Red Wrap Strips are used for firestopping combustible penetrants such as nonmetallic pipes and cables. It is also used around metal duct work to close gaps that may develop during a fire due to expansion and deflection. Installations have been developed for both "tuck-in" applications (where strips are fastened around the penetrant and then slid into the opening) and restraining collar assemblies (for surface mounting). For larger openings or complex penetrant configurations, systems have been developed to utilize the wrap strips in conjunction with other SpecSeal® products. SpecSeal® Red Wrap Strips are suitable for use in all common forms of construction including concrete floors, concrete over steel deck, concrete walls, concrete block walls, gypsum board walls and wood floor assemblies.

Performance:

SpecSeal® Intumescent Red Wrap Strips are the basis for systems that meet the exacting criteria of ASTM E814 (UL1479). Systems have been tested for all common forms of construction and penetrants with ratings up to 3 hours. STI designed firestop systems are engineered to maximize the fire resistance of the seal by not only sealing off the spread of fire and hot gasses but also by minimizing the amount of heat conducted through the assembly. Thus all systems have been designed to provide T Ratings capable of matching the rating of the wall or floor assembly (where possible). Consult factory for information not available in the UL Fire Resistance Directory as of this printing.

Physical Properties:

This material is extremely stable. Long term aging studies indicate no significant loss of physical properties nor significant change in expansion properties after elevated temperature, humidity and immersion testing. Consult factory for additional information.

Catalog Number	SSWRED
Color	Red
Weight	2.9 Lb. (12' Roll)
Dimensions	12' x 1-1/2" x 1/4" (nom.)
Expansion Begins	250pF (1st stage) 350pF (2nd stage)
Volume Expansion	16 to 24X (free expansion)
In-Service Temp.	<130pF
Oven Aging	No Change (60C)*
Humidity Exposure	No Change (60C, 98% R.H.)*

* Evaluation of physical properties and total expansion.

Specifications:

The wrap strip material shall be a highly flexible, two-stage intumescent material. The wrap strip shall provide a minimum of 15x free expansion and shall contain no water soluble expansion ingredients. The specified material shall be approved for a wide range of applications including combustible and noncombustible penetrants when used by itself or in combination with other products from the same manufacturer. The wrap strip shall be UL Classified and/or FM Systems Approved and tested to the requirements of ASTM E814 (UL1479).

- continues -

28
Construction
Supplies

Specified Technologies Inc.

Series SSWRED Intumescent Wrap Strips (continued)

Installation:

GENERAL: Areas to be protected must be free of oil, loose dirt, rust or scale. In most cases, walls require symmetrical applications. Wrap strips must be applied to both sides.

SYSTEM SELECTION: Proper methods and materials are critical to firestopping. A number of methods have been developed to suit a wide variety of firestopping applications. Consult your Hanes Supply representative.

Maintenance:

INSPECTION: Installations should be inspected periodically for subsequent damage. Any damage should be repaired using SpecSeal® products per the original approved design.

NOTE: New penetrants of a different nature than the original design may require a totally new firestop design or extensive modifications to the existing design. Reseal all openings as per the requirements of the new design.

Precautionary Information:

Consult Material Safety Data Sheet for additional information on the safe handling and disposal of this material. Wash areas of skin contact with soap and water. Avoid contact with eyes.

Ordering information:

Cat.No.	Description
SSWRED	Wrap Strip 12' x 1-1/2" x 1/4" Intumescent Strip
SSWRC2	1-1/2" Restr... Collar 30 gauge sheet metal for • 4" pipes (25 'roll)
WSCRED	3" Restr... Collar 22 gauge sheet metal for 6 " pipes (36" length)



FILL, VOID OR CAVITY MATERIALS CLASSIFIED BY UNDERWRITERS LABORATORIES INC.® FOR USE IN THROUGH-PENETRATION FIRESTOP SYSTEMS.

SEE UL FIRE RESISTANCE DIRECTORY



CLASSIFIED FILL,VOID,OR CAVITY MATERIALS FOR USE IN THROUGH - PENETRATION FIRESTOP SYSTEMS. SEE UL DIRECTORY OF PRODUCTS CERTIFIED FOR CANADA AND UL FIRE RESISTANCE DIRECTORY

Series PEN200 Silicone Foam Series

Features:

- High Resilience allows movement due to expansion, contraction or vibration.
- Excellent Water Resistance for water-tight sealing.
- Soft Setting Foam for easy retrofitting of cables.
- Uniform Cell Structure ensures reproducible results every time. No charts to check!
- Excellent Smoke Seal.
- Excellent Adhesion to most building substrates.



Product Description:

Pensil® 200 Firestop Foam ((PEN200) is a two-component RTV silicone foam that features excellent crack-and-void filling capabilities. Unlike other foams, PEN200 exhibits uniform cell structure, assuring reproducible, smoke-tight, fire resistant installations. Minimal pressure during foaming virtually eliminates shrinkage of the cured material. The elastic properties of the foam readily accommodate minor vibration of the pipe, conduit, etc. without loss of system integrity. Used in a 1:1 mix ratio, PEN200, when properly mixed, expands to approximately 4 times its original volume, filling available spaces and forming an effective barrier against fire, smoke and water penetration.

Applications:

PEN200 has been tested as a seal for both floor and wall penetrations against the passage of fire, smoke or other hot gases. PEN200 is applied in liquid form and then foams in place, readily sealing around penetrating items such as conduits, cables, duct work or mechanical piping. PEN200 may also be useful in sealing areas such as control rooms against infiltration of airborne contaminants such as coal dust, dirt, etc. The physical properties of PEN200 also make it an ideal product for use as a thermal or acoustical insulation or for vibration dampening. PEN200 is ideally suited for medium to large penetrations involving noncombustible penetrants, cable trays or electrical, data or telephone cables.

Performance:

PEN200 is the basis for systems that meet the exacting criteria of ASTM E814 (UL1479) as well as to the time-temperature requirements of ASTM E119 (UL263). Systems have been tested primarily for concrete or masonry

- continues -

Series PEN200 Silicone Foam Series (continued)

construction with ratings up to 3 hours. STI firestop systems are designed to maximize the fire resistance of the seal by not only sealing off the spread of fire and hot gasses but also by minimizing the amount of heat conducted through the assembly. Thus all systems have been designed to provide T Ratings capable of matching the rating of the wall or floor assembly (where possible) when tested without penetrants.

Physical Properties:

As Supplied	Part A (Base)	Part B (Curing Agent)
Appearance	Black Liquid	Off-White Liquid
Specific Gravity	1.21	1.21
Consistency	Pourable	Pourable
Viscosity	75 Poise	75 Poise
Storage Warranty Period*	6 Months	6 Months
Cured Properties	Equal Parts A and B 1:1 Mix ratio as cured 12 hours @ 77°F (25°C)	
Work Life (after mix)**	100-300 Seconds @ 77°F (25°C)	
Appearance	Black RTV Foam	
Density	14-18 lb./cu.ft.	
Yield Per 100 Lb Kit (Parts A+B)	5.5 to 7 cu.ft. (depending on density)	
Specific Gravity	0.29	
Cellular Structure	Approx. 50% Closed Cell	
Oxygen Index	28 Minimum	
Application Temperature Range	50°-90°F (10°-32°C)	

* From data of shipment stored in original unopened container @80 °F (27 °C).
** Work life is the time during which the product remains pourable after mixing at 1:1 ratio.

Specifications:

The firestopping product shall be a two-part, silicone, room temperature curing foam. The foam shall be completely water resistant and shall contain no solvents nor inorganic fibers of any kind. The through-penetration firestop foam shall be UL Classified and/or FM Systems Approved and tested to the requirements of ASTM E814 (UL1479).

Installation Instructions:

GENERAL: Areas to be protected must be clean and free of oil, loose dirt, rust or scale. Installation temperatures must be between 50°F and 90°F.

PRIMING: Adhesion to concrete or masonry surfaces is generally very good. Bond breaking contaminants must be removed using mechanical abrasion or solvent cleaning as required. Adhesion to difficult substrates may be improved with the use of SS4155 primer.

SYSTEM SELECTION: Space limitations preclude highly detailed information pertaining to individual application systems. Please consult the STI Product and Application Guide as well as the UL® Fire Resistance Directory for additional information.

Maintenance:

Inspection: Installations should be inspected periodically for subsequent damage. Any damage should be repaired using SpecSeal® products per the original approved design.

NOTE: New penetrants of a different nature than the original design may require a totally new firestop design or extensive modifications to the existing design. Reseal all openings as per the requirements of the modified design.

Precautionary Information:

Consult Material Safety Data Sheet for additional information on the safe handling and disposal of this material. Wash areas of skin contact with soap and water. Avoid contact with eyes. Containers of PEN200 A and B components must remain tightly closed prior to and after their use. PEN200 B CURING AGENT CAN GENERATE HYDROGEN GAS ON CONTACT WITH ACIDIC, BASIC OR OXIDIZING MATERIALS AND SUCH CONTACT MUST BE AVOIDED. WARNING: PEN200 generates hydrogen gas during the foaming process. Foaming should be carried out in areas ventilated and monitored to insure that the lower explosive limit of 4% of hydrogen in air is not exceeded. Hydrogen gas rises rapidly. Sources of ignition at and above the work area should be extinguished.

Ordering Information:

Cat.No.	Description
PEN200	Silicone Foam 100# Kit (50# Part A, 50# Part B)



FILL, VOID OR CAVITY MATERIALS CLASSIFIED BY UNDERWRITERS LABORATORIES INC.® FOR USE IN JOINT SYSTEMS.

SEE UL FIRE RESISTANCE DIRECTORY

Construction Supplies

Specified Technologies Inc.

Series SSM Firestop Mortar

Features:

- Light Weight: Less forming and support required.
- Fast Drying: For ms come down faster!
- Low Density: Easy retrofit!
- Economical: Highest yield per pound means lower installed cost.
- Wide Range of Application: Includes aluminum cable tray.
- Red Color for easy identification and inspection.
- Chemical Adhesion reduces the need for expensive and time consuming concrete fasteners.
- Versatile Performer for a wide range of complex applications.



Product Description:

SpecSeal® Firestop Mortar is an economical, light-weight portland cement-based firestop product. This passive (non-intumescent) material utilizes a combination of heat sinking and insulating properties to provide an extremely high level of fire resistance. SpecSeal® Firestop Mortar mixes with water to form a non shrinking, high yield mortar that may be applied by pouring, puming or troweling.

Applications:

SpecSeal® Firestop Mortar is used to seal through-penetrations as well as construction gaps and blank openings. This product is also used in conjunction with other SpecSeal® Firestop Products such as SpecSeal® Firestop Collars and Wrap Strips.

SpecSeal® Firestop Mortar has been tested for a wide range of penetrants including metallic pipes, cables, cable trays (both steel and aluminum), as well as combustible penetrants such as plastic pipes or insulated metallic pipes (when used in conjunction with other SpecSeal® intumescent products). SpecSeal® Firestop Mortar is suitable for openings of all sizes. Its method of application makes it specifically useful for medium to large openings with simple to very complicated combinations of penetrants.

Performance:

SpecSeal® Firestop Mortar is the basis for systems that meet the exacting criteria of ASTM E814 (UL1479). Systems have been tested for all common forms of masonry construction and most common penetrants with ratings up to 3 hours. STI designed firestop systems are engineered to maximize the fire resistance of the seal by not only sealing off the spread of fire and hot gasses but also by minimizing the amount of heat conducted through the assembly. Thus all systems have been designed to provide T Ratings capable of matching the rating of the wall or floor assembly (where possible) when tested without penetrants.

Physical Properties:

Color	Pale red
Flame Spread	0
Smoke Developed	<5
Odor	No perceptible odor
Density (as shipped)	Bulk approx. .45 – .55
Density Mixed (wet)	.80 ± .03 (6.4 – 6.9 lb./gal.)
Density (dry mortar)	.65 (5.4 lb./gal., 40.5 lb./cu. ft.)
Ratio Water/Mortar	14.3/22 to 17.6/22
Yield (per 22 lb.)	1,250–1,425 cu. in.
Application Temp.	32°F – 100°F
Open Time	30 Minutes working time

Specification:

The firestopping material shall be a light-weight, fast drying portland cement based material. The density of the wet mortar shall be = 52 lb./cu.ft. The density of the dry mortar shall be = 45 lb./cu.ft. The specified mortar shall be approved for a wide range of applications including combustible and noncombustible penetrants when used by itself or in combination with other products from the same manufacturer. The firestop mortar shall be UL Classified and/or FM Systems Approved and tested to the requirements of ASTM E814.

Installation:

GENERAL: STORE IN A DRY AREA UNTIL READY FOR USE. Areas to be protected must be clean and free of oil, loose dirt, rust or scale. Installation temperatures must be between 35°F and 100°F.

Series SSM Firestop Mortar (continued)

SYSTEM SELECTION: Space limitations preclude highly detailed information pertaining to individual application systems. Please consult the STI referenced drawing as well as the UL® Fire Resistance Directory for additional information.

Maintenance:

INSPECTION: Installations should be inspected periodically for subsequent damage. Any damage should be repaired using SpecSeal® Mortar per the original approved design.

Precautionary Information:

WARNING: THIS PRODUCT IS CONDUCTIVE WHEN WET AND WILL CREATE A PATH TO GROUND UNTIL DRY. DO NOT INSTALL IN CONTACT WITH ENERGIZED ELECTRICAL CONDUCTORS. EXERCISE CARE WHEN ENERGIZING PENETRANTS. THIS PRODUCT CONTAINS PORTLAND CEMENT AND LIME. DO NOT INGEST. AVOID CONTACT WITH EYES. DO NOT INHALE. Consult Material Safety Data Sheet for additional information on the safe handling and disposal of this material. Wear approved MSHA/NIOSH respirator. Avoid prolonged contact with skin and eyes. Wash areas of skin contact with soap and water.

Ordering Information:

Cat.No.	Description
SSM106	Poly Pail 22 Lb. (10 kg) 1,325 in ³ (21.6 liters)
SSM22B	Fiber Bag 22 Lb. (10 kg) 1,325 in ³ (21.6 liters)



FILL, VOID OR CAVITY MATERIALS CLASSIFIED BY UNDERWRITERS LABORATORIES INC.® FOR USE IN THROUGH-PENETRATION FIRESTOP SYSTEMS.


SEE UL FIRE RESISTANCE DIRECTORY

CLASSIFIED FILL, VOID, OR CAVITY MATERIALS FOR USE IN THROUGH-PENETRATION FIRESTOP SYSTEMS. SEE UL DIRECTORY OF PRODUCTS CERTIFIED FOR CANADA AND UL FIRE RESISTANCE DIRECTORY

Series SSB Pillows

Features:

- Intumescent: Expands in all directions for a tough, tight seal.
- Reinstallable for easy retrofitting of cables.
- Lightweight for ease of installation. Easier wire screen requirements.
- Heat-Sealed Poly Bag: Strong & durable. No sewn seams to unravel or tear. No irritating fiberglass. Slide in and out easier.
- Monolithic Encapsulated Core No loose fill!
- No Special Tools Required!
- Superior Air Leakage Ratings!



Product Description:

SpecSeal® Firestop Pillows are through-penetration firestop products resembling small cushions or soft bricks. These intumescent and highly resilient pillows are installed in openings by compressing and stacking into the opening in a brick-like fashion. SpecSeal® Firestop Pillows consists of a mineral fiber core material sealed with a water-resistant intumescent membrane. This coated core material is then heat-sealed in a tough, non-irritating, fire-retardant poly bag.

Applications:

SpecSeal® Firestop Pillows are particularly well suited for firestopping medium to large openings utilizing data, communications, power, or control cables, innerduct, and cable trays. This method of sealing offers easy retrofitting of cable installations without the need to damage the firestop seal. Difficult applications such as one-sided shaft wall installations may be easily firestopped with this material.

LIMITATIONS: In service temperatures must not exceed 150 °F (65 °C). Firestop pillows are not suitable for wet locations. Do not expose product to chemical environments that are harmful to LDPE (low density polyethylene).

PILLOWS ARE NOT DESIGNED TO BE USED AS A CABLE SUPPORT SYSTEM. Cables must be independently supported to prevent their weight from resting upon the pillows.

– continues –

Specified Technologies Inc.

Series SSB Pillows (continued)

Performance:

SSB Pillows are the basis for systems that meet the exacting criteria of ASTM E814 (UL1479) as well as the time-temperature requirements of ASTM E814. Tested systems will provide up to a four-hour rating for penetrations through concrete, CMU, or concrete tilt-up walls, as well as concrete or concrete over steel deck floors. Additional systems have been tested up to three hours in gypsum board walls.

AIR LEAKAGE: Tests conducted by Underwriters Laboratories for air leakage at ambient and elevated temperatures (400°) indicate that properly installed pillows seal penetrations virtually airtight.

Physical Properties:

Product Name	SSB Series Firestop Pillows
Color	Red
Nom. Density	4 PCF (53kg/m ³)
In-Service Temp.	<130 °F
Flammability*	V-0
Compression**	25%-33%
Air Leakage (L Rating)	Less than 1 CFM/sq ft UL1479 (Pillows Only)
*Outer poly bag. **As installed.	

Specification:

The firestopping system shall utilize an intumescent pillow heat sealed in a fire-retardant poly bag. The firestop pillow shall consist of a monolithic (one piece) core that is encapsulated on all sides by a flexible intumescent coating and shall not contain any loose fiber fill. The pillow shall be UL Classified and/or FM Systems Approved and tested to the requirements of ASTM E814 (UL1479).

Installation:

GENERAL: Inspect areas to be protected. Remove any sharp edges or protruding wires or ties that could damage poly bags. Arrange cables (if possible) to present a smooth and even surface. Eliminate large voids by filling with SpecSeal® Firestop Putty at egress from floor or wall surfaces. Calculate pillow requirements in square inches in advance of installation as an indicator of the proper installed volume and compression.

SYSTEM SELECTION: Consult UL® Fire Resistance Directory, STI Product & Application Guide, or drawings provided by the manufacturer for specific details concerning installation design and requirements.

Maintenance:

INSPECTION: Installations should be inspected periodically for subsequent damage. Replace any damaged pillows.

RETROFIT: Cables may be added or replaced in previously sealed openings by removing the mesh and removing and replacing pillows as required. DO NOT WEAVE CABLES THROUGH WIRE MESH! Doing so may interfere with subsequent efforts to add or remove cables and may pose a safety hazard. Reinstall pillows and putty as required and then replace wire mesh.

NOTE: Removal of cables may require the installation of additional pillows to fill the void created by removing the cables. Inspect pillows for excess compression. SpecSeal Firestop Pillows are designed to be very durable and highly resilient. Excessive handling or abuse may permanently compress the pillows. If pillows are too thin to apply pressure within the seal when installed, replace thin pillows or add additional new pillows as required.

Precautionary Information:

Consult Material Safety Data Sheet for additional information on the safe handling and disposal of this material. Avoid damaging poly outer bag. Do not use damaged pillows.

Ordering Information:

Cat.No.	Description
SSB14	1" x 4" x 9" 10
SSB24	2" x 4" x 9" 20
SSB26	2" x 6" x 9" 22
SSB36	3" x 6" x 9" 16



FILL, VOID OR CAVITY MATERIALS CLASSIFIED BY UNDERWRITERS LABORATORIES INC.® FOR USE IN THROUGH-PENETRATION FIRESTOP SYSTEMS. SEE UL FIRE RESISTANCE DIRECTORY.



CLASSIFIED FILL, VOID OR CAVITY MATERIALS FOR USE IN THROUGH - PENETRATION FIRESTOP SYSTEMS. SEE UL DIRECTORY OF PRODUCTS CERTIFIED FOR CANADA AND UL FIRE RESISTANCE DIRECTORY

Series FW Fyre Wrap® Duct Insulation

Features:

- UL Classified Grease Duct Enclosure System
- Fire Rated for One and Two Hours
- Shaft Alternative in accordance with NFPA 96.
- Zero Clearance to combustibles.
- Lightweight & Flexible!
- Easy to Install!
- Fully Encapsulated with a tough, scrim reinforced membrane.
- Safer to Use! Uses Insulfrax™ soluble fiber technology. Contains no RCF!



Product Description:

FyreWrap® Duct Insulation is a flexible, encapsulated thermal insulating material. At its core is the manufacturer's proprietary Insulfrax™ Thermal Insulation Blanket which is completely encapsulated in a UL Classified Thermal Scrim. Insulfrax Thermal Insulation contains no refractory ceramic fiber (RCF) and is an evolutionary breakthrough in insulating materials technology. This new product was developed from a calcium, magnesium, silica chemistry to create a new, high temperature soluble fiber. The Insulfrax fiber chemistry has been combined with proprietary fiber spinning technology to create a high temperature, completely inorganic soluble blanket with superior thermal and mechanical properties.

Applications:

FyreWrap® Duct Insulation is a high temperature insulation blanket specifically designed to provide one and two hour fire ratings around kitchen exhaust (grease) ducts and is an alternate method of providing fire protection in lieu of constructing a traditional shaftwall enclosure around ducts.

Performance:

This flexible, fire protection wrap meets the requirements defined by Underwriters Laboratories (UL) and the National Fire Protection Association (NFPA 96).

Physical Properties:

Color	
Foil:	Silver
Core:	White
Composition:	
Foil:	Fiberglass scrim reinforced.
Core:	Insulfrax™ soluble high temperature fiber.
Density:	Nom.8 pcf (1 psf @1-1/2" thickness)
Flame Spread:	
Foil :	<25 (ASTM E84)
Core:	0
Smoke Developed	
Foil:	<50 (ASTM E84)
Core:	0

Specification:

Where required, the duct system shall be protected by a fully encapsulated, UL Classified high temperature insulating blanket. The blanket core material shall utilize soluble fiber technology (Insulfrax™ Fiber or equivalent) and shall contain no asbestos or RCF*. The core material shall be fully encapsulated by a glass scrim reinforced foil membrane. The insulating blanket shall be FyreWrap® Duct Insulation as sold by Specified Technologies, Inc.

*Refractory Ceramic Fiber

Installation:

Important Note: FyreWrap Duct Insulation is intended for use by trained, professional applicators. The following is an overview of installation methods. Consult FyreWrap Installation Manual for detailed instructions.

Maintenance:

Inspection: Installations should be inspected periodically for subsequent damage. Following safety precautions listed below (See 9 Precautionary Information) and pertinent installation guidelines, remove materials in damaged areas. Apply new blanket materials using the same thicknesses, overlap and fastening requirements of the original installation.

Precautionary Information:

Insulfrax™ fiber is similar in its chemical makeup to fiberglass or mineral wool insulation. Thus similar safe handling practices should be used. Invented in 1992, there are no completed toxicological animal studies. Note that lifetime animal studies on fiberglass have shown no irreversible effects due to airborne fiber exposure. Consult Material Safety Data Sheet and Installation Manual for more complete information regarding the installation and safe handling of this material.

– continues –

Construction Supplies

Specified Technologies Inc.

Series FYREWAP® Duct Insulation (continued)

Ordering Information:

Cat.No.	Description
FW024	Unfaced FyreWrap® Duct Insulation, 24" Wide, 25' Roll (50 Sq. Ft.)
FW124	Scrim Faced FyreWrap® Duct Insulation, 24" Wide, 25' Roll (50 Sq. Ft.)
FW224	Scrim Encapsulated FyreWrap® Duct Insulation, 24" Wide, 25' Roll (50 Sq. Ft.)
FW048	Unfaced FyreWrap® Duct Insulation, 48" Wide, 25' Roll (100 Sq. Ft.)
FW148	Scrim Faced FyreWrap® Duct Insulation, 48" Wide, 25' Roll (100 Sq. Ft.)
FW248	Scrim Encapsulated FyreWrap® Duct Insulation, 48" Wide, 25' Roll (100 Sq. Ft.)



FILL, VOID OR CAVITY MATERIALS CLASSIFIED BY UNDERWRITERS LABORATORIES INC.® FOR USE IN THROUGH - PENETRATION FIRESTOP SYSTEMS. SEE UL FIRE RESISTANCE DIRECTORY



CLASSIFIED FILL, VOID OR CAVITY MATERIALS FOR USE IN THROUGH - PENETRATION FIRESTOP SYSTEMS. SEE UL DIRECTORY OF PRODUCTS CERTIFIED FOR CANADA AND UL FIRE RESISTANCE DIRECTORY

Series AS Elastomeric Spray

Features:

- Water-Based for easy installation and cleanup.
- Non-halogenated.
- Thixotropic for high-build application.
- Auto bonding.
- Safe... no solvents! No asbestos!
- Flexible!
- Water Resistant!
- Low Abrasion for longer pump life and less maintenance.
- UL Classified.
- Tested with Direct-Applied Fireproofing.



Product Description:

SpecSeal® Elastomeric Spray Coating is a non-halogenated latex-based, highly elastomeric coating designed to provide passive smoke and fire protection in construction joints.

SpecSeal® Elastomeric Spray Coating is engineered to adhere to virtually all construction surfaces and may be applied using airless spray equipment or with a brush (for small applications or touch ups).

SpecSeal® Elastomeric Spray Coating dries to form a flexible shield against the propagation of fire. Its premium latex binder system is totally resistant to water and will not re-emulsify after drying. SpecSeal® Elastomeric Spray Coating contains no inorganic fibers, asbestos, solvents.

Applications:

SpecSeal® Elastomeric Spray Coating is designed primarily for the protection of construction joints and certain through-penetrations.

Performance:

When applied to a wet film thickness of 1/8"(3.2mm) over appropriate backing materials, SpecSeal® Elastomeric Spray Coating has been successfully tested in one, two and three hour joints. Consult factory for individual system designs and application requirements.

LIMITATIONS: Use product as per manufacturer's instructions. Use only in applications per the manufacturer's tested and published designs or specific recommendations. End user must ultimately determine the suitability of the product and designs to his specific requirement and assumes responsibility for its use. **PRODUCT CONTAINS WATER AND IS CONDUCTIVE UNTIL DRY. DO NOT APPLY IN THE PRESENCE OF EXPOSED OR ENERGIZED ELECTRICAL CONDUCTORS.**

- continues -

Series AS Elastomeric Spray (continued)

Physical Properties:

Color	Pale Blue
Odor	Mild Latex
Specific Gravity	1.1
Solids	75%
Flame Spread	0*
Smoke Developed	25*
Movement	±18.75%**
Coverage	12.8 sq ft/gal @1/8" y 0.31 sq m/l @3.2mm
Viscosity	110,000 cps
pH	7.5
Solvent Content	None
In-Service Temp.	<120° F (49° C)
Drying Time	2 Hours
Tack Free	24-48 HoursA
Dry Through	24-48 HoursA

* Tested to ASTM E84 (UL723)@14% coverage.

** 500 Cycles per UL2079, AC30 (ICBO) and ASTM E1399
A Dependent on temperature and humidity.

Specification:

The fire protective joint coating shall be a water-based, non-halogenated elastomeric coating and shall contain no solvents, inorganic fibers, nor asbestos. The coating shall dry to form a flexible, moisture resistant film and shall adhere to all common construction surfaces. The coating shall be thixotropic and shall be capable of being applied by brush, trowel or by airless spray. The approved coating shall be SpecSeal® Elastomeric Spray.

Installation:

GENERAL: Areas to be protected must be clean and free of oil, loose dirt, rust or scale. Recommended storage temperatures range between 40°F (4°C) and 95°F (35°C). Recommended application temperature range is 60°F (16°C) to 90°F (32°C). When applying product at the lower end of the temperature range, warming the material to 70°F (21°C) will enhance drying characteristics. Drying time will vary according to prevailing temperature and humidity. Allow to thoroughly dry before exposure to moisture. Consult appropriate manufacturer's drawing for system design requirements. Forming or packing materials may be required as an integral part of various system designs.

Maintenance:

INSPECTION: Installations should be inspected periodically for subsequent damage. Following safety precautions listed below (See Precautionary Information) and pertinent installation guidelines, remove coating in damaged areas down to undamaged material. Reapply fresh coating material to original coating thickness.

Precautionary Information:

Consult Material Safety Data Sheet for additional information on the safe handling and disposal of this material. Wash areas of skin contact with soap and water. Avoid contact with eyes. The use of an OSHA or NIOSH approved mask for dust and mist environment is recommended. Apply in areas with adequate ventilation. CAUTION: COATING IS CONDUCTIVE UNTIL DRY. DO NOT APPLY TO OR IN THE PRESENCE OF ENERGIZED ELECTRICAL CONDUCTORS. INSTALL UNDER THE SUPERVISION OF PLANT OR FACILITY ELECTRICAL ENGINEER OR SAFETY MANAGER.

Ordering Information:

Cat.No.	Description
AS205	5 gal.Pail 1,155 cu.in.(19 liters)



3L73



FILL, VOID OR CAVITY MATERIALS CLASSIFIED BY UNDERWRITERS LABORATORIES INC.® FOR USE IN JOINT SYSTEMS & THROUGH-PENETRATION FIRESTOP SYSTEMS. SEE UL FIRE RESISTANCE DIRECTORY

CLASSIFIED FILL, VOID OR CAVITY MATERIALS FOR USE IN JOINT SYSTEMS & THROUGH-PENETRATION FIRESTOP SYSTEMS. SEE UL DIRECTORY OF PRODUCTS CERTIFIED FOR CANADA AND UL FIRE RESISTANCE DIRECTORY



Specified Technologies Inc.

Series CS Cable Spray

Features:

- Water-Based for easy installation and cleanup.
- Thixotropic for high-build application.
- High Solids
- Safe... No solvents!... No asbestos!
- Non-halogenated
- Flexible!
- Water and Weather Resistant!
- Low Abrasion for longer pump life and less maintenance.
- Factory Mutual tested and approved!



Product Description:

SpecSeal® Cable Coating is a latex-based, spray applied coating designed to protect grouped electrical cables against the propagation of fire. This material, when properly installed, will limit flame spread and provide short-term circuit integrity during a fire situation.

SpecSeal® Cable Coating is engineered to adhere well to virtually all cable jacketing materials and may be applied using airless spray equipment or with a brush (for small applications or touch ups).

Applications:

SpecSeal® Cable Coating is designed primarily for the protection of grouped electrical, data, or communications cables in cable tray or racked cable applications.

Performance:

When applied to a dry film thickness of 1/16" (1.6mm) SpecSeal Cable Coating meets Factory Mutual approval requirements for the protection of grouped electrical cables. Tests conducted by Factory Mutual indicate that ampacity derating of cables is not required when installed as per recommendations.

LIMITATIONS: SpecSeal Cable Coating is designed to protect cables against fires external in origin. SpecSeal Cable Coating is not designed nor intended to provide electrical insulative properties and should not be applied to energized electrical conductors.

Physical Properties:

Color	White
Odor	Mild Latex
Specific Gravity	1.1
Solids	74%
Coverage	18.5 ft.2/gal. @1/16" A 0.37 m2/kg @1.6mm A
In-Service Temp	<130° F (54°C.)
Flame Spread B	0 (ASTM E84)
Smoke Developed B	15 (ASTM E84)
Drying Time	
Tack Free	2 Hours
Dry Through	24-48 hours C
A Installed dry film thickness.	
B Tested to ASTM E84 (UL 723) at 14% coverage	
C Dependent on temperature and humidity.	

Specification:

The fire protective cable coating shall be water-based. The coating shall dry to form a flexible, water and weather-resistant film and shall contain no solvents, asbestos or inorganic fibers. The coating shall be thixotropic and shall be capable of being applied by brush application or by airless spray. The approved coating shall be FM Systems Approved and tested.

Installation:

GENERAL: Areas to be protected must be clean and free of oil, loose dirt, rust or scale. Installation temperatures must be between 35°F (2°C) and 100°F (38°C). Allow product to dry a minimum of 24 hours before exposure to moisture.

Coating may be applied by airless spray in a single pass to the required 1/16" (1.6mm) dry film thickness (approx. 1/8" (3.2mm) wet coating depth). If applying by brush or spraying on vertical surfaces where coating appears to be prone to slumping, multiple coats or the application of a thin tack coat may be required. Consult Installation Instructions for more complete information.

- continues -

Series CS Cable Spray (continued)

Maintenance:

Inspection: Installations should be inspected periodically for subsequent damage. Following safety precautions listed below (See 9 Precautionary Information) and pertinent installation guidelines, remove coating in damaged areas down to undamaged material. Reapply fresh coating material to original coating thickness. Retrofit: Cables may be easily added or removed from coated installations. New cables should be coated as per established plant maintenance schedules and guidelines. Consult facility safety supervisor.

Precautionary Information:

Consult Material Safety Data Sheet for additional information on the safe handling and disposal of this material. Wash areas of skin contact with soap and water. Avoid contact with eyes. SPECSEAL® CABLE COATING IS CONDUCTIVE UNTIL DRY. DO NOT APPLY TO ENERGIZED ELECTRICAL CONDUCTORS. INSTALL UNDER THE SUPERVISION OF PLANT OR FACILITY ELECTRICAL ENGINEER OR SAFETY MANAGER.

Ordering Information:

Cat.No.	Description
CS105	5 gal.Pail 1,155 cu.in.(19 liters)



Series LCI Intumescent Sealant

Features:

- Economical High performance without the high price!
- Highly Intumescent-Expands up to 10X.
- Excellent Smoke Seal
- Safe for contact with plastics.
- Water Resistant-Will not re-emulsify when dry.
- Water-Based for easy installation, cleanup, and disposal.
- Acoustically Tested-Reduces noise transmission
- Safe... Low VOC's, No Solvents, Non-Halogenated
- Pale Red Color for easy identification



Product Description:

SpecSeal® LCI Sealant is a versatile and economical intumescent product intended for firestopping a wide array of applications in small commercial or grouped residential construction and other structures with similar applications. LCI Sealant is available in a single grade that has excellent caulking properties as well as high build properties on vertical or overhead surfaces. This single grade may be caulked (standard cartridge or bulk loaded), knifed or troweled. In addition, SpecSeal® LCI does not contain PCB's or asbestos.

Applications:

SpecSeal® LCI Sealant has a broad application base designed to seal a wide variety common penetrations in light commercial and grouped residential construction. Penetrant types include insulated and non-insulated metallic pipes and tubes, non-metallic pipes and tubes, and common electrical service and power distribution, telephone, data, and TV cabling. This product is also used in conjunction with other SpecSeal® Products such as SpecSeal® Firestop Collars and Wrap Strips to protect larger plastic pipes.

- Metallic Pipes including steel, iron, or copper pipe and tubing.
- Nonmetallic Pipes, Conduits & Tubing including PVC, CPVC, ABS and PEX.
- Electrical & Electronic Cabling including service entrance, power distribution, computer, telephone, and television.
- Metal Ductwork including HVAC, bath and dryer vents.
- Insulated Pipes including heating, cooling and condensation applications.
- Complete Wood Floor firestopping package for electrical, plumbing, HVAC, telephone, and television.

Performance:

SpecSeal® LCI Sealant is the basis for systems that meet the exacting criteria of ASTM E814 (UL1479) as well as to the time-temperature requirements of ASTM E119 (UL263). LCI provides up to a 2-hour fire rating for typical service penetrations through concrete or wood floors, concrete or masonry walls, as well as gypsum board walls. LCI meets Class A finish requirements for Flame Spread and Smoke Development when tested in accordance with ASTM E84 (UL723). LCI Sealant is also acoustically tested, demonstrating excellent sound attenuation properties.

- continues -

Construction Supplies

Specified Technologies Inc.

Series LCI Intumescent Sealant (continued)

Physical Properties:

Product Name	Series LCI Sealant
Color	Pale Red
Odor	Mild Latex
Density	9.0 Lb/Gal
pH	9.0
VOC	0.29 Lb/Gal (35.0 g/L) ASTM D3960 OR EPA Method 24
Expansion Begins	320°F (160°C)
Volume Expansion	10X Free Expansion
In-Service Temp.	<130°F (54°C)
Flame Spread	0*
Smoke Development	5*
* Tested to ASTM E84 (UL723) at 14% surface coverage (modified test for sealants and caulks)	

Specifications:

The firestopping sealant shall be a water-resistant, intumescent latex sealant. The sealant when exposed to high heat or flame shall exhibit a free expansion of up to 8 times its original volume. The firestopping sealant shall contain no water soluble nor hygroscopic ingredients and shall be acoustically tested. The sealant shall be UL Classified and tested to the requirements of ASTM E814 (UL1479) and shall meet Class A finish requirements when tested in accordance with ASTM E84 (UL723).

Installation Instructions:

GENERAL: Areas to be protected must be clean and free of oil, loose dirt, rust or scale. Installation temperatures must be between 35°F (2°C) and 100°F (38°C). Allow product to dry a minimum of 24 hours before exposure to moisture.

SYSTEM SELECTION: Selection of an appropriate firestop system design is critical to the fire protection process. Space limitations preclude highly detail information pertaining to individual application systems. Please consult the STI LC Intumescent Product & Application Guide as well as the UL® Fire Resistance Directory for additional information.

Maintenance:

No maintenance is normally required, however a periodic inspection of rated barriers is recommended to make sure that any new openings, modifications of previously installed firestops, or areas exhibiting physical damage, have been properly sealed or repaired. Subsequent sealing or repairs should be accomplished using SpecSeal® products per the original approved design.

Precautionary Information:

Consult Material Safety Data Sheet for additional information on the safe handling and disposal of this material. Wash areas of skin contact with soap and water. Avoid contact with eyes. **SEALANT IS CONDUCTIVE UNTIL DRY.**

Ordering Information:

Cat.No.	Description
LCI300	Sealant 10.1 oz. Tube 18.2 Cu In (300 ml)
LCI320	Sealant 20 oz. Sausage (592 ml) 36 cu.in.
LCI305	Sealant 5 Gal Pail 1,155 Cu In (19.0 Liters)



FILL, VOID OR CAVITY MATERIALS CLASSIFIED BY UNDERWRITERS LABORATORIES INC.® FOR USE IN JOINT SYSTEMS & THROUGH-PENETRATION FIRESTOP SYSTEMS. SEE UL FIRE RESISTANCE DIRECTORY



CLASSIFIED FILL, VOID OR CAVITY MATERIALS FOR USE IN JOINT SYSTEMS & THROUGH-PENETRATION FIRESTOP SYSTEMS. SEE UL DIRECTORY OF PRODUCTS CERTIFIED FOR CANADA AND UL FIRE RESISTANCE DIRECTORY

Series LCC Collars

Features:

- Rapid Expansion: Closes off burning pipes quickly.
- Small Profile: Use it in all the tight spots!
- Flexible & Durable: No loose flakes (eye hazards).
- Water Resistant: No water soluble or hygroscopic ingredients.
- Economical: Lower installed cost.
- High Volume Char: Expands up to 60 times!



Series LCC Collars (continued)

Product Description:

The SpecSeal® Series LCC Firestop Collar is a factory-manufactured device designed to protect plastic pipes penetrating fire-rated walls and floors. Utilizing a heavy gauge galvanized metal collar to house a molded intumescent insert, the SpecSeal® LC Collar is specifically sized to fit 1-1/2", 2", 3" and 4" trade sized pipes. When exposed to temperatures in excess of 320°F (160°C), the SpecSeal® LC Collar's molded insert begins to expand (intumesce) rapidly to form a dense, highly insulative char. Its free expansion ranges from 32-64 times original (pre-expanded) volume. Expansion continues up to 1,000°F.

Applications:

SpecSeal® LC Collars are used to protect a variety of plastic pipes including PVC, PVC Foam Core (ccPVC), CPVC, ABS, and ABS Foam Core (ccABS) in both vented (DWW) and closed (electrical conduit and water supply) installations. SpecSeal® LC Collars are suitable for use in all common constructions including concrete floors, concrete over steel deck, concrete walls, concrete block walls, gypsum board walls, as well as wood floor assemblies.

Performance:

SpecSeal® LC Collars are the basis for systems that meet the exacting criteria of ASTM E814 (UL1479). Systems have been tested for all common forms of masonry construction and the most common plastic pipes with ratings up to two hours. Consult factory for information not available in UL Fire Resistance Directory as of this printing.

Physical Properties:

This material is extremely stable. Long term aging studies indicate no significant loss of physical properties nor significant change in expansion properties after elevated temperature and/or humidity testing. Consult factory for additional information.

Available Sizes	1.5, 2, 3, and 4
Shell Construction	Galvanized Steel
Expansion Begins	320°F (160°C)
Volume Expansion	32 to 64X (free expansion)
In Service Temp	• 120°F (49°C)

Specification:

The firestop system shall be a factory assembled firestop collar utilizing a molded, flexible intumescent insert. The intumescent insert shall provide a minimum of 30X free expansion and shall contain no water soluble expansion ingredients. The specified material shall be approved for a wide range of applications including PVC, PVC Foam Core, CPVC, ABS, and ABS Foam Core pipes when used by itself or in combination with other products from the same manufacturer. The collar shall be UL Classified and tested to the requirements of ASTM E814 (UL1479).

Installation:

GENERAL: The installation of this product may require the application of a smoke seal utilizing SpecSeal® Series LCI Sealant as well as suitable mechanical fasteners for attachment to the floor or wall surface. Sealant and floor or wall attachment hardware must be purchased separately. SpecSeal® LC Collars are very compact in design and therefore require relatively small cored openings. See Table C for collar dimensions and recommended opening sizes.

SYSTEM SELECTION: Proper methods and materials are critical to firestopping. A number of methods have been developed to suit a wide variety of firestopping applications. Consult the UL Fire Resistance Directory, STI's LC Intumescent Product & Application Guide or the Technical Library for Firestop for the latest in tested application designs. Additional product literature or information may also be obtained from STI.

Maintenance:

INSPECTION: Installations should be inspected periodically for subsequent damage. Any damage should be repaired using SpecSeal® products per the original approved design.

Precautionary Information:

No unusual hazards are known or expected. Observe normal safety procedures during installation.

Ordering Information:

Cat.No.	Description
LCC150	For 1.5" Trade Size Plastic Pipe
LCC200	For 2.0" Trade Size Plastic Pipe
LCC300	For 3.0" Trade Size Plastic Pipe
LCC400	For 4.0" Trade Size Plastic Pipe



FIRESTOP DEVICE CLASSIFIED BY UNDERWRITERS LABORATORIES INC.® FOR USE IN THROUGH-PENETRATION FIRESTOP SYSTEMS. SEE UL FIRE RESISTANCE DIRECTORY.

- continues -