

SECTION 25
Hardware

BOLTS		J-BOLT	25-10-11	SECURITY	
Eye Lag Screw.....	25-9, 25-11	LAG		Bolts	25-15
Eye Machine Screw	25-9, 25-11	Screw Eyebolt	25-9, 25-11	SNAPS	
"J"	25-10-11	LAP LINKS	25-6	Bodies	25-6
Security	25-15	LINKS		Bronze	25-3- 4
"U"	25-9-10	Lap	25-6	Iron	25-2-3
BUCKLES	25-7	Quick.....	25-5, 25-7	Key	25-8
CLEATS	25-8	MACHINE		Metal.....	25-1-2
CLOTHESLINE HOOK	25-13	Screw Eyebolt	25-9, 25-11	Stainless Steel.....	25-4-5
COTTER PINS	25-14-15	PARALLEL HOOKS	25-12	Wire	25-5-6
CURTAIN ROD HOOKS	25-12	PINS		SWIVELS	
EYE BOLTS		Cotter	25-14-15	Closed	25-8
Lag Screw Thread.....	25-9, 25-11	PULLEYS		Open	25-8
Machine Screw Threads	25-9, 25-11	Solid Eye	25-7	Snaps	25-1-6
EYES		Swivel Eye.....	25-7	T-HINGES	25-16
Screw	25-9, 25-12	QUICK LINKS		Aluminum.....	25-11
HASPS	25-15-16	Delta Shaped	25-5, 25-7	Stainless Steel.....	25-10
HINGES		Pear Shaped	25-5, 25-7	U-BOLTS	
Blank	25-15	Plated	25-7	Plated	25-10
Continuous	25-15	Square Shaped	25-5, 25-7	Stainless Steel.....	25-9
Mortise	25-15	Stainless	25-5		
Strap	25-16	Wide Jaw	25-5, 25-7		
T-Hinge.....	25-16	RINGS			
HITCHING RING	25-10	Dee Rings	25-8		
HOOKS		Hitch Rings.....	25-10		
Clothesline	25-13	Round.....	25-7-8		
Curtain Rod.....	25-12	Screw Ring.....	25-8		
Fast Eye Bolt.....	25-1	Split Key Rings.....	25-8		
Parallel Hooks	25-12	S-HOOKS	25-10, 25-13		
S.....	25-10, 25-13	SCREW EYES	25-9, 25-12		
Scissor	25-6	SCREW HOOKS			
Screw	25-9, 25-12-13	Lag Screw Threads.....	25-9, 25-13		
Snap Hooks	25-3, 25-6	Machine Screws	25-9, 25-13		
Spring Hooks	25-4, 25-6	Round End	25-12		
		Square Bend	25-12		

Baron

RUST-PROOF METAL SNAPS

Rust-proof metal snaps are manufactured of the finest quality zinc-aluminum alloy. Movable parts will not rust and freeze to fittings and will render satisfactory service for years to come.

No. 017 Swivel Loop Eye Snaps

Nickel plated rust-proof metal



Size Eye (in)	Length Overall (in)	Snap Opening (in)	Wt. per 100 (lbs)
1	3-1/8	3/8	13

No. 25 Loop Eye Bolt Snaps

Nickel plated rust-proof metal



Size Eye (in)	Length Overall (in)	Snap Opening (in)	Wt. per 100 (lbs)
3/4	3	5/16	9
1	3-1/4	3/8	9
2	4	7/16	23

No. 125 Round Eye Bolt Snaps

Nickel plated rust-proof metal



Size Eye (in)	Length Overall (in)	Snap Opening (in)	Wt. per 100 (lbs)
1/2	3-1/4	3/8	10
5/8	3-1/2	3/8	11
3/4	3-1/2	3/8	11

Double Pattern Chain Snaps

Nickel plated rust-proof metal



No.	Length Overall (in)	Snap Opening (in)	Wt. per 100 (lbs)
161	3-1/2	1/4	9
162	4	3/8	15
163	4-5/8	3/8	17

No. 200 Square Loop Snaps

Nickel plated rust-proof metal



Size Eye (in)	Length Overall (in)	Snap Opening (in)	Wt. per 100 (lbs)
5/8	2-3/4	1/4	7
3/4	2-3/4	1/4	7
7/8	3	5/16	8
1	3	5/16	9
1-1/4	3-1/4	3/8	13
1-1/2	3-3/8	3/8	14
2	3-1/2	3/8	16

No. 202 Rigid Eye Snaps

Nickel plated rust-proof metal



Size Eye (in)	Length Overall (in)	Snap Opening (in)	Wt. per 100 (lbs)
5/8	3-1/4	5/16	8
3/4	3-3/8	3/8	11

No. 204 Trigger Snaps

Nickel plated rust-proof metal



Size Eye (in)	Length Overall (in)	Snap Opening (in)	Wt. per 100 (lbs)
3/4	1-3/4	9/32	7

No. 222 Swivel Eye Snaps

Nickel plated rust-proof metal



Size Eye (in)	Length Overall (in)	Snap Opening (in)	Wt. per 100 (lbs)
5/8	3-1/2	9/32	9
3/4	3-5/8	9/32	10

No. 224 Swivel Eye Snaps

Nickel plated rust-proof metal
Beautifully die-cast



Size Eye (in)	Length Overall (in)	Snap Opening (in)	Wt. per 100 (lbs)
5/8	3-1/4	3/8	13
3/4	3-3/8	3/8	14

No. 225-3/8-L Swivel Eye Snaps

Nickel plated rust-proof metal



Size Eye (in)	Length Overall (in)	Snap Opening (in)	Wt. per 100 (lbs)
3/8	2-3/8	3/16	4-1/4

No. 225 Swivel Eye Bolt Snaps

Nickel plated rust-proof metal



Size Eye (in)	Length Overall (in)	Snap Opening (in)	Wt. per 100 (lbs)
3/8	3-1/4	3/8	9
1/2	3-1/4	3/8	9
5/8	3-1/2	3/8	10
3/4	3-1/2	3/8	11
7/8	3-1/2	3/8	12
1-L	3-3/4	3/8	12
1-H	4	3/8	16
1-1/8	4	7/16	14
1-1/4	4-1/8	1/2	16

No. 227 Swivel Eye Bolt Snaps

Nickel plated rust-proof metal



Size Eye (in)	Length Overall (in)	Snap Opening (in)	Wt. per 100 (lbs)
3/8	3-1/4	3/8	10
1/2	3-3/8	3/8	10
5/8	3-1/2	3/8	10
3/4	3-5/8	3/8	10
7/8	3-3/4	3/8	13
1	4	3/8	16

No. 249 Fast Eye Bolt Hooks

Electro-plated rust-proof metal



No.	Size Eye (in)	Length Overall (in)	Snap Opening (in)	Wt. per 100 (lbs)
0	5/16	2	1/4	6
1	1/2	2-3/8	1/4	11
2	9/16	2-7/8	3/8	14
3	5/8	3-3/8	1/2	18
4	11/16	4	1/2	30
5	1	5	5/8	48

No. Z-251 Swivel Eye Snaps

Nickel plated rust-proof metal



Size Eye (in)	Length Overall (in)	Snap Opening (in)	Wt. per 100 (lbs)
3/8	3	1/2	13
1/2	3-1/8	1/2	13
5/8	3-1/4	1/2	14
3/4	3-3/8	1/2	14
1	3-3/4	1/2	16

No. 334 Swivel Decoy Snaps

Cast rust-proof metal

Nickel plated



Size Eye (in)	Length Overall (in)	Snap Opening (in)	Wt. per 100 (lbs)
1/4	1-7/8	3/16	2
3/8	1-7/8	3/16	2-1/4

No. 340 Square Loop Snaps

Nickel plated rust-proof metal



Size Eye (in)	Length Overall (in)	Snap Opening (in)	Wt. per 100 (lbs)
1/2	1-5/8	3/16	2-1/2
5/8	1-5/8	3/16	2-1/2
3/4	1-3/4	3/16	2-3/4
1	1-7/8	2-3/4	2-3/4

No. 341 Round Eye Snaps

Nickel plated rust-proof metal



Size Eye (in)	Length Overall (in)	Snap Opening (in)	Wt. per 100 (lbs)
3/8	1-7/8	3/16	2-1/4

No. 435 Swivel Roller Snaps

Nickel plated rust-proof metal



Size Eye (in)	Length Overall (in)	Snap Opening (in)	Wt. per 100 (lbs)
1/2	2-1/2	3/16	4-1/4
5/8	2-1/2	3/16	4-1/4

Hardware

No. 437 Swivel Dog Lead Snaps
Nickel plated rust-proof metal



Size Eye (in)	Length Overall (in)	Snap Opening (in)	Wt. per 100 (lbs)
3/8	2-1/2	3/16	3-1/2
1/2	2-1/2	3/16	3-1/2

No. 440 Swivel Eye Snaps
Nickel plated rust-proof metal



Size Eye (in)	Length Overall (in)	Snap Opening (in)	Wt. per 100 (lbs)
1/2	1-7/8	3/16	2-1/2
5/8	1-7/8	3/16	2-1/2

No. 5013 Swivel Trigger Snaps
Nickel plated rust-proof metal



Size Eye (in)	Length Overall (in)	Snap Opening (in)	Wt. per 100 (lbs)
3/8	2-1/2	3/8	8
1/2	2-1/2	3/8	9-1/2
5/8	2-5/8	7/16	9-1/2
3/4	2-3/4	1/2	9-1/2

No. 5013L Swivel Loop Snaps
Nickel plated rust-proof metal



Size Eye (in)	Length Overall (in)	Snap Opening (in)	Wt. per 100 (lbs)
3/4	2-3/8	3/8	8-1/2

No. Z-5013X Swivel Trigger Snaps
"Jumbo" Size
Nickel plated rust-proof metal



Size Eye (in)	Length Overall (in)	Snap Opening (in)	Wt. per 100 (lbs)
3/4	3-3/4	3/4	15
1	3-7/8	3/4	16

No. 5025 Swivel Eye Leash Snaps
Nickel plated rust-proof metal



Size Eye (in)	Length Overall (in)	Snap Opening (in)	Wt. per 100 (lbs)
3/8	3	1/4	6
1/2	3-1/8	1/4	6
5/8	3-1/8	1/4	6
3/4	3-1/4	1/4	7

Baron

No. 5037 Open Swivel Snaps
Cast rust-proof metal
Nickel plated



Size Eye (in)	Length Overall (in)	Snap Opening (in)	Wt. per 100 (lbs)
3/8	2-5/8	3/16	3-1/2

No. 5097 Swivel Eye Snaps
Plated rust-proof metal
Nickel, Goldlite



Size Eye (in)	Length Overall (in)	Snap Opening (in)	Wt. per 100 (lbs)
3/8	2	3/16	2-1/4

MALLEABLE IRON SNAPS:

No. 202M Rigid Eye Snaps
Cast malleable iron
Nickel plated



Size Eye (in)	Length Overall (in)	Snap Opening (in)	Wt. per 100 (lbs)
3/4	3-3/4	1/2	16

No. 203 Open Eye Chain Snaps
Cast malleable iron



Size Eye (in)	Length Overall (in)	Snap Opening (in)	Wt. per 100 (lbs)
3/8	2-1/2	1/4	5
1/2	2-3/4	3/8	7

No. 225J Swivel Eye Snaps
"Jumbo" size
Cast malleable iron



Size Eye (in)	Length Overall (in)	Snap Opening (in)	Wt. per 100 (lbs)
1-1/8	5	5/8	39

No. 225X Swivel Eye Snaps
Cast malleable iron
Nickel plated

Long body – snap takes 5/8 rope



Size Eye (in)	Length Overall (in)	Snap Opening (in)	Wt. per 100 (lbs)
5/8	4-1/4	5/8	16

Open Eye Chain Snaps
Cast malleable iron
Electro galvanized



No.	Size Eye (in)	Length Overall (in)	Snap Opening (in)	Wt. per 100 (lbs)
229	1/4	2-3/8	7/32	5-1/2
230	3/8	3-1/4	5/16	10
231	3/8	3-1/2	3/8	12
232	1/2	4	3/8	15
240	1/2	4-1/4	3/8	25
245	1/2	5	1/2	45
250	5/8	6	1/2	55

No. 333 Security Snaps Swivel Eye
Cast malleable iron



Size Eye (in)	Length Overall (in)	Snap Opening (in)	Wt. per 100 (lbs)
1	5	1/2	71

No. 820A Rigid Eye Snaps
Cast malleable iron



Size Eye (in)	Length Overall (in)	Snap Opening (in)	Wt. per 100 (lbs)
5/8	3	1/4	9

No. 822 Rigid Eye Snaps
Cast malleable iron



Size Eye (in)	Length Overall (in)	Snap Opening (in)	Wt. per 100 (lbs)
5/8	4-3/4	9/16	36

No. 830 Swivel Spring Snaps
Cast malleable iron



Size Eye (in)	Length Overall (in)	Snap Opening (in)	Wt. per 100 (lbs)
5/8	3-3/8	1/4	12
3/4	3-3/8	1/4	13
7/8	3-1/2	1/4	13-1/2
1-L	3-1/2	1/4	14
1-H	4-3/16	5/16	30
1-1/8	4-5/8	3/8	32

No. 848 Swivel Loop Eye Snaps
Cast malleable iron
Nickel plated



Size Eye (in)	Length Overall (in)	Snap Opening (in)	Wt. per 100 (lbs)
1	3-1/8	5/16	12

Baron

Double Pattern Chain Snaps Cast malleable iron Nickel plated



No.	Length Overall (in)	Snap Opening (in)	Wt. per 100 (lbs)
853	3-3/4	5/16	14
855	5-1/4	7/16	36

No. 1001 Quick Release Snaps

Cast malleable iron
For use on big animals and various other applications. A simple tug on the shield will easily release the heaviest load.

No. 1001-1/2
Without link



No. 1001
With link



Size Eye (in)	Length Overall w/ Link (in)	Length w/o Link (in)	Snap Opening (in)	Wt. per 100 w/ Link (lbs)	Wt. w/o Link (lbs)
5/8	5-3/4	4	5/8	40	35

No. 2311 Snap Hook

Cast malleable iron



Size Eye (in)	Length Overall (in)	Snap Opening (in)	Wt. per 100 (lbs)
5/8	3-3/8	1/2	29

No. 2311X Rigid Eye Snaps

Cast malleable iron



Size Eye (in)	Length Overall (in)	Snap Opening (in)	Wt. per 100 (lbs)
3/4	3-7/8	1/2	26

No. 3141 Security Snaps Rigid Eye

Cast malleable iron



Size Eye (in)	Length Overall (in)	Snap Opening (in)	Wt. per 100 (lbs)
3/4	3-3/4	1/2	29

No. 3142 Security Snaps Swivel Eye

Cast malleable iron



Size Eye (in)	Length Overall (in)	Snap Opening (in)	Wt. per 100 (lbs)
7/8	4	1/2	36

No. 5013X Swivel Trigger Snaps

"Jumbo" Size
Nickel plated malleable iron



Size Eye (in)	Length Overall (in)	Snap Opening (in)	Wt. per 100 (lbs)
3/4	4	3/4	21
1	4-5/8	1	33

SOLID BRONZE SNAPS:

No. 98 Swivel Eye Snaps

Nickel plated solid brass



Size Eye (in)	Length Overall (in)	Snap Opening (in)	Wt. per 100 (lbs)
1/4	1-3/4	3/16	1-3/4

Double Pattern Chain Snaps

Polished solid bronze



No.	Length Overall (in)	Snap Opening (in)	Wt. per 100 (lbs)
161B	3-1/2	3/8	9
162B	4	3/8	16
163B	4-3/4	7/16	19

No. 225B Swivel Eye Bolt Snaps

Polished solid bronze



Size Eye (in)	Length Overall (in)	Snap Opening (in)	Wt. per 100 (lbs)
5/8	3-1/4	3/8	14
3/4	3-3/8	3/8	16
1	3-1/2	7/16	19
1-1/8	4-1/2	1/2	23
1-1/4	4-7/8	1/2	38

No. 226B Swivel Eye Bolt Snaps

Polished solid bronze with deep throat



Size Eye (in)	Length Overall (in)	Snap Opening (in)	Wt. per 100 (lbs)
3/4	3-3/8	3/8	14

No. 226BR Swivel Eye Bolt Snap with Ring

Polished solid bronze



Size Eye (in)	Length Overall (in)	Snap Opening (in)	Ring I.D. (in)	Wt. per 100 (lbs)
3/4	4-5/8	3/8	1-1/8	22

No. 227B Swivel Eye Bolt Snaps

Polished solid bronze



Size Eye (in)	Length Overall (in)	Snap Opening (in)	Wt. per 100 (lbs)
3/4	2-5/8	1/2	17

No. 227BR Swivel Eye Bolt Snap with Ring

Polished solid bronze



Size Eye (in)	Length Overall (in)	Snap Opening (in)	Ring I.D. (in)	Wt. per 100 (lbs)
3/4	4-5/8	1/2	1-1/8	24

Open Eye Chain Snaps

Polished solid bronze



No.	Size Eye (in)	Length Overall (in)	Snap Opening (in)	Wt. per 100 (lbs)
231B	3/8	3-1/2	3/8	13
232B	1/2	4	1/2	17

No. 249B Rigid Eye Snaps

Polished solid bronze



No.	Size Eye (in)	Length Overall (in)	Snap Opening (in)	Wt. per 100 (lbs)
0	3/8	2	1/4	7
1	5/8	2-7/8	5/16	10
2	11/16	3-1/4	7/16	14
3	3/4	3-7/8	1/2	30

No. 251B Swivel Eye Snaps

Polished solid bronze



No.	Size Eye (in)	Length Overall (in)	Snap Opening (in)	Wt. per 100 (lbs)
1	5/8	3-1/4	5/16	14
2	3/4	3-3/4	1/2	21
3	3/4	4-9/16	1/2	32

No. 334B Swivel Eye Snaps

Polished solid bronze



Size Eye (in)	Length Overall (in)	Snap Opening (in)	Wt. per 100 (lbs)
3/8	2	3/16	3

Hardware

Baron

No. 341B Round Eye Snap
Polished solid bronze



Size Eye	Length Overall (in)	Snap Opening (in)	Wt. per 100 (lbs)
3/8	1-7/8	3/16	2-1/4

No. 2311B Rigid Eye Snaps
Polished solid bronze



Size Eye	Length Overall (in)	Snap Opening (in)	Wt. per 100 (lbs)
3/4	4-1/8	1/2	32
1-1/8	4-3/4	5/8	47

No. 5013B Swivel Trigger Snaps
Polished solid bronze



Size Eye	Length Overall (in)	Snap Opening (in)	Wt. per 100 (lbs)
1/2	2-1/2	3/8	10

No. 5025B Swivel Eye Snaps
Polished solid bronze



Size Eye	Length Overall (in)	Snap Opening (in)	Wt. per 100 (lbs)
3/8	3	1/4	6
1/2	3	1/4	6

NO. 316 STAINLESS STEEL SNAPS

No. 162S Double Pattern Chain Snaps
Stainless Steel



Length Overall (in)	Snap Opening (in)	Wt. per 100 (lbs)
4	3/8	15

No. 225S Swivel Eye Bolt Snaps
Stainless Steel



Size Eye	Length Overall (in)	Snap Opening (in)	Wt. per 100 (lbs)
3/8	3-1/4	3/8	10
1/2	3-1/2	3/8	11
5/8	3-1/2	3/8	11
3/4	3-1/2	3/8	12
1-1/8	4-1/8	1/2	19
1-1/4	4-3/4	1/2	27

No. 249S Rigid Eye Snaps
Stainless Steel



No.	Size Eye	Length Overall (in)	Snap Opening (in)	Wt. per 100 (lbs)
0	3/8	2-1/8	3/16	7
1	5/8	2-3/4	3/8	8
2	11/16	3-1/8	7/16	13
3	3/4	3-3/4	5/8	25

No. 251S Swivel Eye Snaps
Stainless Steel



No.	Size Eye	Length Overall (in)	Snap Opening (in)	Wt. per 100 (lbs)
1	3/4	3-3/8	3/8	13
2	3/4	3-7/8	7/16	22
3	11/16	4-5/8	1/2	35

No. 2311S Rigid Eye Snaps
Stainless Steel



Size Eye	Length Overall (in)	Snap Opening (in)	Wt. per 100 (lbs)
3/4	4	13/16	28
1-1/8	4-5/8	3/4	44

No. 2390S Snaps
No. 316 Stainless Steel



Dia. Stock (in)	Length Overall (in)	Snap Opening (in)	Tensile (lbs)	Wt. per 100 (lbs)
5/16	3-1/8	1/2	2,600	14
3/8	4	5/8	4,400	31

No. 2391S Snaps
No. 316 Stainless Steel



Dia. Stock (in)	Length Overall (in)	Snap Opening (in)	Inside Bar Dia. (in)	Tensile (lbs)	Wt. per 100 (lbs)
5/16	3-1/8	1/2	3/8	2,600	14
3/8	4	5/8	1/2	4,400	31

No. 2392S Snaps
No. 316 Stainless Steel with self-locking sleeve



Dia. Stock (in)	Length Overall (in)	Snap Opening (in)	Inside Bar Dia. (in)	Tensile (lbs)	Wt. per 100 (lbs)
5/16	3-1/8	1/2	3/8	2,600	15
3/8	4	5/8	1/2	4,400	33

No. 2450LPS Spring Hooks
Formed stainless steel



Dia. Stock (in)	Length Overall (in)	Snap Opening (in)	Tensile (lbs)	Wt. per 100 (lbs)
1/4	2-1/2	5/16	600	7
5/16	3-1/8	3/8	1,200	15
3/8	4	1/2	1,700	30
7/16	4-3/4	5/8	2,125	43

No. 2450S Spring Hooks
Formed stainless steel

Spring loaded locking pin snaps. Ideal for small boat, water skiing, mooring, motor safety line, etc.



Dia. Stock (in)	Length Overall (in)	Snap Opening (in)	Tensile (lbs)	Wt. per 100 (lbs)
3/16	2	1/4	100	4
1/4	2-1/2	5/16	140	7
5/16	3-1/8	3/8	280	15
3/8	4	1/2	400	29
7/16	4-3/4	5/8	500	43
1/2	5-1/2	3/4	600	60
1/2	6-3/8	1	700	80

No. 2451S Snaps
Stainless steel with ringed eye



Dia. Stock (in)	Size Eye (in)	Length Overall (in)	Snap Opening (in)	Tensile (lbs)	Wt. per 100 (lbs)
3/16	1/4	2-1/8	1/4	100	4
1/4	5/16	2-3/8	5/16	140	7
5/16	3/8	3-1/8	3/8	280	15
3/8	1/2	4	1/2	400	30
7/16	5/8	4-3/4	5/8	500	43
1/2	5/8	5-1/2	3/4	600	60
1/2	7/8	6-3/8	1	700	80

Baron

No. 5013S Swivel Trigger Snaps
Stainless Steel



Size Eye (in)	Length Overall (in)	Snap Opening (in)	Wt. per 100 (lbs)
1/2	2-1/2	1/2	9-1/2
5/8	2-5/8	1/2	10

No. 5025S Swivel Eye Leash Snaps
Stainless Steel



Size Eye (in)	Length Overall (in)	Snap Opening (in)	Wt. per 100 (lbs)
1/2	3	5/16	6-1/2

NO. 316 STAINLESS STEEL QUICK LINKS

No. 7350 Quick Links
Stainless Steel



Trade Eye (in)	Length Overall (in)	Jaw Opening (in)	WLL (lbs)	Wt. per 100 (lbs)
1/8	1-3/8	3/16	110	2
5/32	1-9/16	7/32	154	2-1/2
3/16	1-7/8	1/4	374	5
1/4	2-1/4	9/32	552	9
5/16	2-15/16	3/8	1410	19
3/8	3-1/8	7/16	1590	25
1/2	4-1/8	19/32	2560	57

No. 7350ST Quick Links
No. 304 Stainless Steel



Trade Eye (in)	Length Overall (in)	Jaw Opening (in)	WLL (lbs)	Wt. per 100 (lbs)
1/8	1-3/8	3/16	132	1-3/4
5/32	1-9/16	7/32	176	2-1/2
3/16	1-7/8	1/4	440	4-1/2
1/4	2-1/4	9/32	660	8
5/16	2-15/16	3/8	1540	17
3/8	3-1/8	7/16	1760	23
1/2	4-1/8	19/32	2860	51

No. 7351S Wide Jaw Quick Links
Stainless Steel



Trade Eye (in)	Length Overall (in)	Jaw Opening (in)	WLL (lbs)	Wt. per 100 (lbs)
1/8	1-13/16	3/8	440	2-1/2
3/16	2-7/16	1/2	880	6
1/4	2-3/4	9/16	1,280	10
5/16	3-7/16	11/16	2,160	22
3/8	3-3/4	3/4	2,755	29
1/2	4-7/8	15/16	4,850	65
9/16	5-9/16	1-1/16	6,835	101
5/8	6-5/16	1-1/8	8,820	153

No. 7360S Delta Shaped Quick Links
Stainless Steel



Trade Eye (in)	Length Overall (in)	Height Overall (in)	Jaw Opening (in)	WLL (lbs)	Wt. per 100 (lbs)
1/8	1-1/4	1-7/16	3/16	330	2-1/4
3/16	9/16	1-7/8	1/4	715	5-1/2
1/4	1-7/8	2-3/16	9/32	990	9-1/2
5/16	2-3/16	2-7/8	13/32	1,695	21
3/8	2-3/8	3-1/8	7/16	2,160	27
1/2	2-15/16	4-1/8	19/32	3,860	62
9/16	3-3/8	4-13/16	21/32	5,400	98
5/8	3-11/16	5-7/16	3/4	6,945	149

No. 7370S Pear Shaped Quick Links
Stainless Steel



Trade Eye (in)	Length Overall (in)	Height Overall (in)	Jaw Opening (in)	WLL (lbs)	Wt. per 100 (lbs)
1/8	2-1/16	1-5/64	3/8	285	3
3/16	2-3/4	1-15/32	1/2	595	7
1/4	3-3/16	1-11/16	9/16	880	12
5/16	3-15/16	2	11/16	1,455	26
3/8	4-1/4	2-1/4	3/4	1,850	34
1/2	5-9/16	3	15/16	3,305	78
9/16	6-3/16	3-5/16	1-1/16	4,630	116

No. 7380S Square Quick Links
Stainless Steel



Trade Eye (in)	Length Overall (in)	Height Overall (in)	Jaw Opening (in)	WLL (lbs)	Wt. per 100 (lbs)
7/64	15/16	11/16	5/32	85	2
1/8	1-1/16	7/8	3/16	155	2-1/4
5/32	1-1/4	1	7/32	220	3-1/2
3/16	1-1/2	1-1/8	1/4	330	6
1/4	1-11/16	1-1/4	9/32	550	10
9/32	1-15/16	1-5/16	11/32	880	15
5/16	2-5/32	1-7/16	3/8	1210	21
3/8	2-3/8	1-9/16	7/16	1540	28
7/16	2-11/16	1-11/16	15/32	1985	37
1/2	3-1/16	1-15/16	9/16	2425	62
9/16	3-1/2	2-1/4	11/16	3970	98
5/8	4-1/16	2-1/2	3/4	4850	152

STEEL WIRE SNAPS

No. 232SW Open End Bolt Snaps
Rolled carbon steel stainless steel spring
Open eye will not crack or break when closing. Dependable, where malleable iron is unpredictable as to a consistent working load strength.



Size Eye (in)	Length Overall (in)	Snap Opening (in)	Tensile (lbs)	Wt. per 100 (lbs)
3/4	4	3/8	1,000	15

No. 248 Open Eye Snaps
Zinc plated steel



No.	Size Eye (in)	Length Overall (in)	Snap Opening (in)	Wt. per 100 (lbs)
1	1/4	2-1/8	3/16	4-1/2
2	3/8	2-5/8	1/4	10
3	7/16	3-1/8	5/16	13
4	1/2	3-5/8	3/8	21
5	5/8	4-1/8	1/2	31

No. 404 Open Wire Snaps
Zinc plated steel



Size Eye (in)	Length Overall (in)	Snap Opening (in)	Wt. per 100 (lbs)
5/8	4	3/8	10

No. 405 Closed Wire Snaps
Zinc plated steel



Size Eye (in)	Length Overall (in)	Snap Opening (in)	Wt. per 100 (lbs)
5/8	4	3/8	10

Swivel Wire Rope Snaps
Zinc plated steel



No.	Size Eye (in)	Length Overall (in)	Snap Opening (in)	Wt. per 100 (lbs)
407	3/4	5/8	4-1/2	14
408	7/8	3/4	4-5/8	15

No. 408 Swivel Rope Snaps
Zinc plated steel



Size Eye (in)	Length Overall (in)	Snap Opening (in)	Wt. per 100 (lbs)
1	4-1/2	1/4	7-1/2

No. 422 Bit Snaps
Zinc plated steel
Steel wire spring



Length Overall (in)	Snap Opening (in)	Wt. per 100 (lbs)
1-3/4	9/32	3

No. 424 Bit Snaps
Zinc plated steel
Steel wire spring



Length Overall (in)	Snap Opening (in)	Wt. per 100 (lbs)
2-1/2	5/16	6

Hardware

No. 427 Bit Snaps

Zinc plated steel
Steel wire spring



Length Overall (in)	Snap Opening (in)	Wt. per 100 (lbs)
2-1/4	5/16	3-1/4

No. 449 Steel Wire Snaps

Zinc plated steel



Size Eye (in)	Length Overall (in)	Snap Opening (in)	Wt. per 100 (lbs)
5/8	3	7/16	8

No. 463 Steel Snap Hook

Zinc plated steel
Steel spring latch



Size Eye (in)	Length Overall (in)	Snap Opening (in)	Wt. per 100 (lbs)
1/2	4	3/4	28

No. 464 Scissor Hook

Zinc plated steel



Size Eye (in)	Length Overall (in)	Hook Opening (in)	Tensile (lbs)	Wt. per 100 (lbs)
1/2	3-1/8	5/8	2,200	25

No. 734 Swivel Eye Snaps

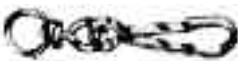
Nickel plated steel



Size Eye (in)	Length Overall (in)	Snap Opening (in)	Wt. per 100 (lbs)
3/8	2-5/8	1/4	1-3/4
1/2	2-5/8	1/4	2

No. 734A Swivel Eye Snaps

Nickel plated steel



Size Eye (in)	Length Overall (in)	Snap Opening (in)	Wt. per 100 (lbs)
1/4	1-3/4	1/8	3/4
5/16	2	5/32	1-1/4
3/8	2-1/2	1/4	2
7/16	3	1/4	4
1/2	3-3/4	5/16	5
5/8	4-1/4	3/8	7

Baron

Open Swivel Eye Chain Snaps

Zinc plated steel



No.	Length Overall (in)	Snap Opening (in)	Wt. per 100 (lbs)
1401	2-3/4	1/4	3
1402	2-7/8	1/4	4-1/2
1403	2-3/8	5/16	6
1405	2-7/8	1/4	4
1406	3-1/8	1/4	6
1407	3-3/8	9/32	8
1408	3-5/8	9/32	11

Closed Swivel Eye Chain Snaps

Zinc plated steel



No.	Length Overall (in)	Snap Opening (in)	Wt. per 100 (lbs)
1401C	2-3/4	1/4	3
1402C	2-7/8	1/4	4-1/2
1403C	3-3/8	5/16	6
1405C	2-7/8	1/4	4
1406C	3-1/8	1/4	6
1407C	3-3/8	9/32	8
1408C	3-5/8	9/32	11

No. 2440 Spring Hooks

Plated formed steel

Spring loaded interlocking snaps. The best there is for quick connecting and disconnecting of chain, cable and rope assemblies.



Dia. Stock (in)	Length Overall (in)	Snap Opening (in)	Tensile (lbs)	Wt. per 100 (lbs)
3/8	4	5/8	2,000	30
7/16	4-3/4	7/8	2,500	45

No. 2450 Spring Hooks

Plated formed steel

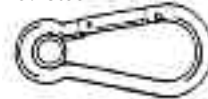
Spring loaded interlocking snap for small boat, water skiing, mooring, motor safety line, etc.



Dia. Stock (in)	Length Overall (in)	Snap Opening (in)	WLL (lbs)	Wt. per 100 (lbs)
3/16	2	1/4	100	4
1/4	2-3/8	5/16	140	7
5/16	3-1/8	3/8	280	15
3/8	4	1/2	400	30
7/16	4-3/4	5/8	500	43
1/2	5-1/2	3/4	600	60
1/2	6-3/8	1	700	80

No. 2451 Spring Hooks with Ringed Eye

Plated formed steel



Dia. Stock (in)	Size Eye (in)	Length Overall (in)	Snap Opening (in)	WLL (lbs)	Wt. per 100 (lbs)
3/16	1/4	2-1/8	1/4	100	4
1/4	5/16	2-3/8	5/16	140	7
5/16	3/8	3-1/8	3/8	280	15
3/8	1/2	4	1/2	400	30
7/16	5/8	4-3/4	5/8	500	43
1/2	5/8	5-1/2	3/4	600	60
1/2	7/8	6-3/8	1	700	80

No. 2460 Spring Hooks

Plated formed steel



Dia. Stock (in)	Length Overall (in)	Snap Opening (in)	Tensile (lbs)	Wt. per 100 (lbs)
1/4	2-1/2	3/8	700	7
5/16	3-1/8	7/16	1,400	15
3/8	4	1/2	2,000	29

No. 7330 Snap Bodies

Nickel plated steel



Length Overall (in)	Snap Opening (in)	Wt. per 100 (in)
3/4	1/8	1/4
1	1/8	3/8
1-3/16	5/32	1/2

No. 7340 Snap Bodies

Nickel plated steel



Length Overall (in)	Snap Opening (in)	Wt. per 100 (in)
1	1/8	1/4
1-3/16	5/32	1/2
1-3/8	5/32	3/4
1-1/2	3/16	1
1-3/4	3/16	1-1/4
2	1/4	2
2-3/8	5/16	3
2-3/4	5/16	5

CHAIN CONNECTIONS:

No. 660 Lap Links

Zinc plated steel

The quickest and most economical way to connect two pieces of chain – or chain to eyelet, snap, ring, etc.



Dia. Stock (in)	Inside Length (in)	Wt. per 100 (in)
1/16	9/16	3/4
1/8	5/8	1
5/32	3/4	2
3/16	1	4
1/4	1-1/4	8
5/16	1-1/2	14
3/8	1-5/8	21

Baron

No. 7350 Quick Links Zinc plated steel

For quick connection of chain, cable and wire rope. No tools required. Easily tightened with fingers. Can be used over and over again. Has tensile of proof coil and BBB chain.



Trade Size (in)	Length Overall (in)	Jaw Opening (in)	WLL (lbs)	Wt. per 100 (in)
1/8	1-3/8	3/16	132	1-3/4
5/32	1-9/16	7/32	176	2-1/2
3/16	1-7/8	1/4	440	4-1/2
1/4	2-1/4	9/32	660	8
5/16	2-15/16	3/8	1,540	17
3/8	3-1/8	7/16	1,760	23
7/16	3-1/2	1/2	2,400	31
1/2	4-1/8	19/32	2,860	51
9/16	4-3/4	11/16	3,300	80
5/8	5-1/2	3/4	4,000	124

No. 7351 Wide Jaw Quick Links Zinc plated steel



Trade Size (in)	Length Overall (in)	Jaw Opening (in)	WLL (lbs)	Wt. per 100 (in)
1/8	1-13/16	3/8	200	2-1/4
3/16	2-7/16	1/2	550	5-1/2
1/4	2-3/4	9/16	770	9
5/16	3-7/16	11/16	1,430	20
3/8	3-3/4	3/4	1,760	26
1/2	4-7/8	15/16	2,755	59
9/16	5-9/16	1-1/16	4,410	92
5/8	6-5/16	1-1/8	5,510	139

No. 7360 Delta Shaped Quick Links Zinc plated steel



Trade Size (in)	Length Overall (in)	Height Overall (in)	Jaw Opening (in)	WLL (lbs)	Wt. per 100 (in)
1/8	1-1/4	1-7/16	3/16	155	2
3/16	1-9/16	1-7/8	1/4	330	5
1/4	1-7/8	2-3/16	9/32	550	8-1/2
5/16	2-3/16	2-7/8	13/32	1,210	19
3/8	2-3/8	3-1/16	7/16	1,540	25
1/2	2-15/16	4-1/8	19/32	2,425	56
9/16	3-3/8	4-13/16	21/32	3,970	89
5/8	3-11/16	5-7/16	3/4	4,850	135

No. 7370 Pear Shaped Quick Links Zinc plated steel



Trade Size (in)	Length Overall (in)	Height Overall (in)	Jaw Opening (in)	WLL (lbs)	Wt. per 100 (in)
1/8	2-1/16	1-5/64	3/8	125	2-1/2
3/16	2-3/4	1-15/32	1/2	265	6-1/2
1/4	3-3/16	1-11/16	9/16	440	11
5/16	3-15/16	2	11/16	1,060	23
3/8	4-1/4	2-1/4	3/4	1,320	31
1/2	5-11/16	3	15/16	1,940	71
9/16	6-3/16	3-5/16	1-1/16	3,175	105
5/8	6-15/16	3-3/4	1-1/8	4,410	158

No. 7380 Square Quick Links Zinc plated steel



Trade Size (in)	Length Overall (in)	Height Overall (in)	Jaw Opening (in)	WLL (lbs)	Wt. per 100 (in)
7/64	15/16	11/16	5/32	85	2
1/8	1-1/16	7/8	3/16	155	2-1/4
5/32	1-1/4	1	7/32	220	3-1/2
3/16	1-1/2	1-1/8	1/4	330	6
1/4	1-11/16	1-1/4	9/32	550	10
9/32	1-15/16	1-5/16	11/32	880	15
5/16	2-5/32	1-7/16	3/8	1210	21
3/8	2-3/8	1-9/16	7/16	1540	28
7/16	2-11/16	1-11/16	15/32	1985	37
1/2	3-1/16	1-15/16	9/16	2425	62
9/16	3-1/2	2-1/4	11/16	3970	98
5/8	4-1/16	2-1/2	3/4	4850	152

PULLEYS: Electro Plated Gray Iron or Zinc Die Cast

No. 0173 Swivel Eye Pulleys Single wheel Electro plated gray iron



Size Sheaves (in)	Dia. Rope (in)	Wt. per 100 (lbs)
1/2	5/32	10
3/4	3/16	12
1	1/4	15
1-1/4	5/16	22
1-1/2	5/16	28
2	7/16	50

No. 0174 Solid Eye Pulleys Single wheel Electro plated gray iron



Size Sheaves (in)	Dia. Rope (in)	Wt. per 100 (lbs)
1/2	5/32	8
3/4	3/16	11
1	1/4	14
1-1/4	5/16	21
1-1/2	5/16	29
2	7/16	53
2-1/2	1/2	88

*Unavailable in Die Cast

No. 0176 Solid Eye Pulleys Double wheel Electro plated gray iron



Size Sheaves (in)	Dia. Rope (in)	Wt. per 100 (lbs)
1/2	5/32	12
3/4	3/16	21
1	1/4	25
1-1/2	5/16	74
2	7/16	143

No. 0178 Swivel Eye Pulleys Double wheel Electro plated gray iron



Size Sheaves (in)	Dia. Rope (in)	Wt. per 100 (lbs)
3/4	3/16	21
1	1/4	26
1-1/2	5/16	35
2	7/16	124

BUCKLES:

No. Z-414 Buckles Die cast rust-proof metal Imitation roller Nickel or brass plated

Size Strap (in)	Wt. per 100 (lbs)
3/8	1
1/2	1-1/2
5/8	1-3/4
3/4	2-1/4
7/8	3
1	4



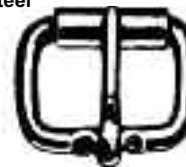
No. Z-416 Buckles Die cast rust-proof metal Nickel or brass plated

Size Strap (in)	Wt. per 100 (lbs)
5/8	1-1/4
3/4	1-1/2
7/8	2
1	3



No. 999 Loose Roller Buckles Nickel or brass plated steel

Size Strap (in)	Wt. per 100 (lbs)
1	7
1-1/4	9
1-1/2	10
1-3/4	14
2	15



No. Z-308 Buckles Nickel or brass plated steel

Size Strap (in)	Wt. per 100 (lbs)
1/2	3/4
5/8	1



No. Z-75 Loose Roller Buckles Die cast rust-proof metal Nickel plated

Size Strap (in)	Wt. per 100 (lbs)
5/8	1-1/4
3/4	1-1/2
1	2-1/2



ROUND AND DEE RINGS:

Steel Round Rings Nickel plated

No.	Inside Dia. (in)	Wt. per 100 (lbs)
4	1-1/4	5
4	1-1/2	6
3	1-1/2	7
3	1-3/4	8
3	2	10
2	1-1/2	8
2	1-3/4	10
2	2	11



No. 7 Steel Round Rings Nickel plated

Inside Dia. (in)	Wt. per 100 (lbs)
1/2	3/4
5/8	1-1/4
3/4	1-1/2
7/8	2
1	2-3/4
1-1/8	3-1/4
1-1/8	3-1/4
1-1/4	3-1/2



Hardware

Baron

No. 7B Round Rings
Polished Solid Bronze



No.	Inside Dia. (in)	Wt. per 100 (lbs)
1	5/32	2-3/4
1-1/8	3/16	4-1/4
1-1/4	3/16	5
1-1/2	7/32	6
1-3/4	1/4	9
2	1/4	10

No. Z-7 Round Rings
Die Cast Rust-Proof Metal
Nickel or Brass Plated



Inside Dia. (in)	Dia. Stock	Wt. per 100 (lbs)
3/8	13	3
1/2	12	5
5/8	12	6
3/4	11	8
7/8	11	9
7/8	11	9
1	9	15
1-1/4	9	17
1-1/2	8	24

No. 1717 Round Rings
Drop Forged Alloy Steel



No.	Inside Dia. (in)	Proof Load (lbs)	Wt. per 100 (lbs)
7/8	1/4	7,500	6
1-3/4	1/4	7,500	12

No. 1718 Round Rings
Drop Forged Alloy Steel



No.	Inside Dia. (in)	Proof Load (lbs)	Wt. per 100 (lbs)
2-1/4	3/8	9,000	31

No. 22 Screw Rings
Nickel Plated Steel



Inside (in)	Wt. per 100 (lbs)
1	1-1/2
2-1/4	6-1/2

No. 23 Screw Rings
5/16" Stock Diameter
Zinc Plated Steel



Inside (in)	Wt. per 100 (lbs)
2	25

No. Z-452 Dee Rings
Die Cast rust proof metal
Nickel or brass plated



Inside Dia. (in)	Dia. Stock (in)	Wt. per 100 (lbs)
3/8	14	1/2
1/2	12	1/2
5/8	11	3/4
3/4	10	1
7/8	8	2
1	8	2
1-1/4	7	3

No. 3250 Dee Rings
Welded Steel Nickel Plated



Inside Width (in)	Wt. per 100 (lbs)
1	4
1-1/8	4-1/2
1-1/4	6-1/2
1-1/2	8-3/4
1-3/4	10
2	11

No. 8 Gauge available as No. 4520-1"

No. 5390 Dee Rings
Nickel Plate Steel
Welded



Inside Width (in)	Wt. per 100 (lbs)
1/2	3/4
5/8	1
3/4	1-1/4
7/8	1-1/2
1	2

Open Eye Swivels
Zinc Plated Steel

Eyes of swivels can be closed with pliers, hammer or vise after assembling. Size corresponds to size of weldless chain with which swivel is to be used.

No.	Wt. per 100 (lbs)
3-4	1-1/2
1-2	3
1/0-2/0	4-1/2
3/0-4/0	6-1/2



Closed Eye Swivels
Zinc Plated Steel

No.	Wt. per 100 (lbs)
3-4C	3
1/0-2/0C	4-1/2



No. 011 Swivels
Cast Malleable Iron
Nickel Plated



No.	Size Eye (in)	Length Overall (in)	Wt. per 100 (lbs)
1	3/16	1-1/4	2-1/2
2	1/4	1-3/4	5-1/2
3	3/8	2-3/8	10
4	1/2	2-3/4	13

No. 012 Swivels
Cast Malleable Iron
Nickel Plated



Size Eye (in)	Length Overall (in)	Wt. per 100 (lbs)
1/2	3-3/8	24

No. 18 Swivels
Nickel Plated Rust-Proof Metal



Size Eye (in)	Dia. Stock (in)	Wt. per 100 (lbs)
3/8	2-3/16	6
1/2	2-1/4	7
5/8	2-3/8	8
3/4	2-3/4	9
7/8	3	11
1	3-1/8	12
1-H	3-1/2	19

No. 2908 Swivels
Nickel Plated Steel



Size Eye (in)	Length Overall (in)	Wt. per 100 (lbs)
3/8	1-1/8	3/4
1/2	1-1/4	3/4

No. 8-K Steel Split Key Rings
Nickel Plated



Inside Dia. (in)	Wt. per 100 (in)
5/8	3
3/4	4
1	8
1-1/4	13

No. 803 Plastic Key Snaps
With 1" Key Ring

Black, Blue, Red, White, Yellow



Length Overall (in)	Snap Opening (in)	Wt. per 100 (in)
3-1/2	3/8	2

No. 4015 Line Cleats
Rust-Proof Metal
Nickel Plated



Length Overall (in)	For Screw No.	Wt. per 100 (in)
2-1/2	6	3-1/2
4-1/2	8	6-1/4
6	10	12-1/2

Hindley

Hindley

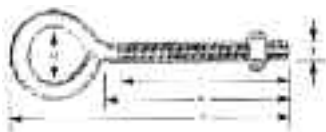
STAINLESS STEEL - RUST PROOF

Stainless Steel U-Bolts with Nuts and Plates



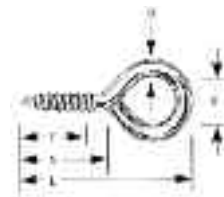
Model No.	Item No.	Dimensions (in)						Pcs. Per Shelf Box	Pcs. Per Case	Lbs. Per 100 Pcs.
		Width Between Legs (C)	Inside Length (IL)	Thread Length (T)	Fits Pipe Size	Wire Dia. (D)	Thread Size (W)			
14417	303SS	3/4	2-3/4	2	3/8	.214	1/4-20	10	100	9.4
14421	304SS	1	1-3/4	1	1/2	.214	1/4-20	10	100	9.7
14424	308SS	1-1/8	2-1/2	1-1/2	3/4	.214	1/4-20	10	100	10.4
14426	309SS	1-3/8	2-3/4	1-3/4	1	.214	1/4-20	10	100	11.3
14427	310SS	2	3-1/2	1-3/4	1-1/2	.214	1/4-20	10	100	16.6
14430	320SS	1-3/8	2-1/2	1-1/4	1	.273	5/16-18	10	100	17.8
14431	381SS	1-3/8	3-3/4	2-1/8	1	.273	5/16-18	10	100	22.8
14433	322SS	1-3/4	3	1-1/2	1-1/4	.273	5/16-18	10	100	20.6
14435	383SS	1-3/4	4-1/4	2-1/2	1-1/4	.273	5/16-18	10	100	25.4
14436	327SS	2-1/2	3-1/2	1-1/2	2	.273	5/16-18	10	100	23.0
14470	385SS	2	3-11/16	2	1-1/2	.273	5/16-18	10	100	23.0
14441	386SS	2	4-11/16	2-3/4	1-1/2	.273	5/16-18	10	100	27.2
14443	389SS	2-1/2	5-3/16	3	2	.273	5/16-18	10	100	32.0
14437	330SS	2-1/2	3-5/8	1-3/4	2	.330	3/8-16	10	100	30.1
14438	332SS	3	4-1/8	1-3/4	2-1/2	.330	3/8-16	10	100	40.0
14439	334SS	3-1/2	4-5/8	2	3	.330	3/8-16	10	100	43.5

Stainless Steel Eyebolts with Nut



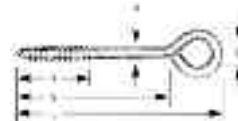
Model No.	Item No.	Dimensions (in)						Wire Dia.	Pcs. Per Shelf Box	Pcs. Per Case	Lbs. Per 100 Pcs.
		Thread Dia. X O.A. Lgth. (L)	Shank Length (S)	Thread Length (T)	Eye Dia. (C)	Thread Size (W)					
14299	2-ASS	3/16 x 1-1/2	3/4	3/4	3/8	10-24	.160	10	100	2.4	
14301	2SS	3/16 x 2	1-5/16	1-5/16	5/16	10-24	.160	10	100	2.5	
14303	4-S2SS	1/4 x 2	1	7/8	9/16	1/4-20	.214	10	100	4.6	
14305	4SS	1/4 x 2-5/8	1-7/8	1-3/4	3/8	1/4-20	.214	10	100	4.9	
14307	4-S3SS	1/4 x 3	2	1-3/4	9/16	1/4-20	.214	10	100	5.8	
14309	4-ASS	1/4 x 4	3	2-3/4	9/16	1/4-20	.214	10	100	6.8	
14311	5SS	5/16 x 3-1/4	1-7/8	1-3/4	1/2	5/16-18	.273	10	100	9.4	
14313	5-ASS	5/16 x 4	2-5/8	2-1/2	3/4	5/16-18	.273	10	100	11.3	
14314	5-BSS	5/16 x 5	3-1/2	3	3/4	5/16-18	.273	10	100	14.0	
14312	5-CSS	5/16 x 6	4-1/2	3	3/4	5/16-18	.273	10	100	13.8	
14316	5-ESS	5/16 x 8	6-1/2	3	3/4	5/16-18	.273	10	100	17.1	
14315	6SS	3/8 x 3-7/8	2-1/2	2-3/8	5/8	3/8-16	.332	10	100	15.9	
14322	6-RSS	3/8 x 4	2-1/4	2	1	3/8-16	.332	10	100	18.0	
14323	6-ASS	3/8 x 5	3-1/4	3	1	3/8-16	.332	10	100	21.0	
14317	6-BSS	3/8 x 6	4-1/4	3	1	3/8-16	.332	10	100	23.9	
14319	6-CSS	3/8 x 8	6-1/4	3-7/8	1	3/8-16	.332	10	100	28.6	
14327	8-RSS	1/2 x 4	1-3/4	1-1/4	1-1/4	1/2-13	.445	10	100	32.7	
14328	8SS	1/2 x 6	3-3/4	3	1-1/4	1/2-13	.445	10	100	44.9	
14329	8-ASS	1/2 x 8	5-3/4	3-7/8	1-1/4	1/2-13	.445	10	100	50.2	
14330	8-BSS	1/2 x 10	7-3/4	3-7/8	1-1/4	1/2-13	.445	10	100	59.3	
14332	8-CSS	1/2 x 12	9-3/4	3-7/8	1-1/4	1/2-13	.445	10	100	71.3	

Stainless Steel Screw Eyes



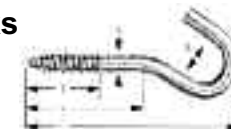
Model No.	Item No.	Dimensions (in)					Pcs. Per Shelf Box	Pcs. Per Case	Lbs. Per 100 Pcs.
		O.A. Length (L)	Shank Length (S)	Thread Length (T)	I.D. Eye (C)	Wire Dia. (D)			
14370	OSSE	2-7/8	1-5/16	1-5/16	13/16	.307	20	200	10.2
14371	2SSE	2-5/8	1-1/4	1-1/8	3/4	.250	20	200	6.9
14372	4SSE	2-3/16	1-1/8	1	5/8	.214	20	200	4.3
14374	8SSE	1-5/8	3/4	5/8	1/2	.160	20	200	1.6

Stainless Steel Lag Thread Eye Bolts



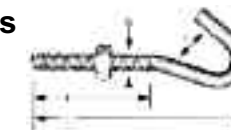
Cat. No.	Item No.	Dimensions (in)					Pcs. Per Shelf Box	Pcs. Per Case	Lbs. Per 100 Pcs.
		Thread Dia. X O.A. Lgth. (L)	Shank Length (S)	Thread Length (T)	I.D. Eye (C)	Wire Dia. (D)			
14351	1100SS	3/16 x 3	2-3/16	1-1/8	3/8	.177	10	100	4.0
14352	1101SS	1/4 x 3-3/4	2-3/4	1-5/16	1/2	.244	10	100	7.1
14354	1102SS	1/4 x 5	4	1-7/8	1/2	.244	10	100	8.2
14356	1103SS	5/16 x 4	2-3/4	1-3/4	5/8	.307	10	100	11.5
14357	1103BSS	5/16 x 5	3-3/4	1-3/4	5/8	.307	10	100	14.2
14358	1104SS	5/16 x 6	4-3/4	1-3/4	5/8	.307	10	100	17.2
14360	1105SS	3/8 x 4-1/2	2-3/4	1-3/4	3/4	.332	10	100	19.4
14361	1105DSS	3/8 x 6	4-1/4	1-3/4	3/4	.332	10	100	23.7
14362	1106SS	3/8 x 8	6-1/4	2-7/8	3/4	.332	10	100	29.2
14363	1107SS	7/16 x 5-1/4	3-1/4	2-1/2	1	.455	10	100	34.2

Stainless Steel Screw Hooks Lag Thread



Model No.	Item No.	Dimensions (in)					Pcs. Per Shelf Box	Pcs. Per Case	Lbs. Per 100 Pcs.
		O.A. Length (L)	Shank Length (S)	Thread Length (T)	Hook Opening (E)	Wire Dia. (D)			
14568	802SS	4-7/16	2-1/2	1-1/2	1	.264	10	100	9.2
14569	803SS	4-1/8	2-1/2	1-3/4	15/16	.244	10	100	7.5
14570	804SS	3-7/8	2-3/8	1-1/2	13/16	.223	20	200	5.8
14571	806SS	3-3/8	2	7/8	3/4	.19220	20	200	3.8
14572	808SS	2-9/16	1-3/8	7/8	9/16	.160	20	200	1.9
14573	810SS	2-1/16	1-1/4	11/16	3/8	.135	20	200	1.1
14574	812SS	1	1	5/8	13/16	.105	50	500	.5
14575	814SS	1-5/16	7/8	1/2	1/4	.080	50	500	.3
14600	324-5/16SS	4-1/2	2-3/4	1-3/4	1	.307	10	100	12.4
14599	324-3/8SS	4-7/8	2-3/4	1-3/4	1-1/16	.332	10	100	20.5

Stainless Steel Screw Hooks Machine Thread with Nut

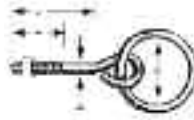


Model No.	Item No.	Dimensions (in)					Pcs. Per Shelf Box	Pcs. Per Case	Lbs. Per 100 Pcs.
		O.A. Length (L)	Thread Length (T)	Hook Opening (E)	Thread Size (W)	Wire Dia. (D)			
14530	614-5/32SS	1-5/8	1	1/4	8-32	.141	10	100	1.5
14531	614-3/16SS	2	1-1/4	5/16	10-24	.160	10	100	1.9
14532	614-7/32SS	2-3/8	1-3/8	3/8	12-24	.186	10	100	2.4
14533	614-1/4SS	2-5/8	1-9/16	3/8	1/4-20	.214	10	100	4.0
14534	614-5/16SS	3-1/4	1-7/8	5/8	5/16-18	.273	10	100	8.4
14535	614-3/8SS	3-7/8	2-3/8	11/16	3/8-16	.332	10	100	13.6

Hardware

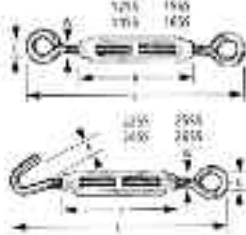
Hindley

Stainless Steel Hitching Rings Machine Thread with Hex Nut



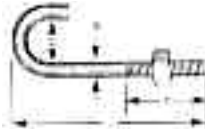
Model No.	Item No.	Dimensions (in)				Ring Wire Dia.	Ring Dia.	Pcs. Per Shelf Box	Pcs. Per Case	Lbs. Per 100 Pcs.
		Shank Length (S)	Thread Length (T)	Wire Dia. (D)	Thread Size (W)					
14519	34-2-1/2SS	2-1/2	2	.330	3/8-16	.307	2	10	100	28.0
14522	34-455	4	3	.330	3/8-16	.307	2	10	100	32.0
14523	34-6SS	6	4	.330	3/8-16	.307	2	10	100	35.0

Stainless Steel Turnbuckles w/Aluminum Bodies - Eye & Eye, Hook & Eye



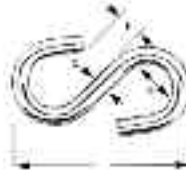
Model No.	Item No.	Dimensions (in)							Pcs. Per Shelf Box	Pcs. Per Case	Lbs. Per 100 Pcs.
		O.A. Closed (L)	O.A. Open	Take Up	Body O.A. Length	I.D. Eye (C)	Hook Opening (E)	Thread Size (W)			
14485	12SS	4	5-5/8	1-5/8	2-1/8	5/16	-	3/16	10	100	6.0
14487	14SS	5-1/4	7-3/8	2-1/8	2-7/8	3/8	-	1/4	10	100	13.1
14488	15SS	6-1/2	9-1/8	2-5/8	3-1/2	1/2	-	5/16	10	100	22.5
14489	16SS	7-3/4	10-1/2	3	4-1/8	5/8	-	3/8	10	100	35.5
14495	22SS	4	5-5/8	1-5/8	2-1/8	5/16	5/16	3/16	10	100	6.0
14497	24SS	5-1/4	7-3/8	2-1/8	2-7/8	3/8	3/8	1/4	10	100	13.1
14498	25SS	6-1/2	9-1/8	2-5/8	3-1/2	1/2	5/8	5/16	10	100	22.5
14499	26SS	7-3/4	10-1/2	3	4-1/8	5/8	11/16	3/8	10	100	35.5

Stainless Steel J-Bolts with Nut



Model No.	Item No.	Dimensions (in)					Pcs. Per Shelf Box	Pcs. Per Case	Lbs. Per 100 Pcs.
		O.A. Length (L)	Thread Length (T)	Inside Hook Dia. (C)	Wire Dia. (D)	Thread Size			
14688	J5-3SS	3	2	1/2	.272	5/16-18	10	100	7.5
14689	J5-5SS	5	2-1/2	5/8	.272	5/16-18	10	100	11.2
14691	J5-7SS	7	3-7/8	7/8	.272	5/16-18	10	100	15.0
14693	J6-3-3/4SS	3-3/4	2-1/4	3/4	.332	3/8-16	10	100	15.0
14694	J6-5SS	5	2-1/4	3/4	.332	3/8-16	10	100	18.0
14696	J6-7SS	7	2-1/4	3/4	.332	3/8-16	10	100	22.8

Stainless Steel S-Hooks Heavy Open Style



Model No.	Item No.	Dimensions (in)				Pcs. Per Shelf Box	Pcs. Per Case	Lbs. Per 100 Pcs.
		O.A. Length (L)	Eye Dia. (C)	Opening (E)	Wire Dia. (D)			
14537	28HSS	3/4	3/16	3/16	.092	50	500	.3
14538	29HSS	1	1/4	3/16	.120	50	500	.7
14539	30HSS	1-1/4	3/8	1/4	.148	20	200	1.3
14540	31SS	1-1/2	7/16	5/16	.177	20	200	2.4
14542	32SS	1-3/4	1/2	5/16	.177	20	200	2.9
14544	33SS	2	9/16	3/8	.250	20	200	7.0
14546	34SS	2-1/4	5/8	5/16	.250	20	200	7.6
14548	35SS	2-1/2	3/4	7/16	.307	20	200	11.3
14550	36SS	3	7/8	1/2	.307	10	100	13.4

Stainless Steel S-Hooks Light Open Style



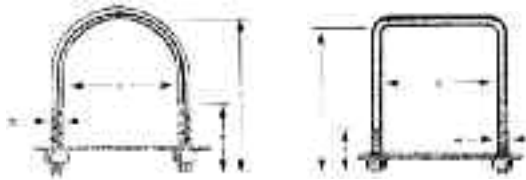
Model No.	Item No.	Dimensions (in)				Pcs. Per Shelf Box	Pcs. Per Case	Lbs. Per 100 Pcs.
		O.A. Length (L)	Eye Dia. (C)	Opening (E)	Wire Dia. (D)			
14565	10LSS	1-3/4	5/8	5/16	.105	50	500	1.0
14564	20LSS	1-1/2	1/2	1/4	.105	50	500	.9
14563	30LSS	1-1/4	3/8	1/4	.105	50	500	.7
14562	40LSS	1	5/16	3/16	.092	50	500	.4
14561	50LSS	7/8	1/4	3/16	.092	50	500	.3
14560	60LSS	3/4	1/4	1/8	.092	50	500	.3

U-BOLTS

Standard Style Extra Long Style Square Style

All U-Bolts are provided with hex nuts and straps assembled for your convenience.

Zinc Chromate finish.



Model No.	Zinc Chromate No.	Alt. No.	Dimensions (in)					Pcs. Per Shelf Box	Pcs. Per Case	Lbs. Per 100 Pcs.	
			Width Between Legs (C)	Inside Length (IL)	Thread Length (T)	Fits Pipe Size	Thread Size (W)				
Standard Style											
11276	301		9/16	1-3/8	3/4	1/4	.214	1/4-20	10	100	7.8
11161	60C	302	3/4	1-1/4	3/4	3/8	.214	1/4-20	10	100	8.1
11162	61C		3/4	1-3/4	1	3/8	.214	1/4-20	10	100	9.8
11164	63C		3/4	2-3/4	2	3/8	.214	1/4-20	10	100	11.1
11166	65C		3/4	4-3/4	4	3/8	.214	1/4-20	10	100	16.5
11167	66C	304	1	1-3/4	1	1/2	.214	1/4-20	10	100	9.1
11168	67C	308	1-1/8	2-1/4	1-1/2	3/4	.214	1/4-20	10	100	10.4
11169	68C	309	1-3/8	2-3/4	1-3/4	1	.214	1/4-20	10	100	13.5
11170	69C		1-3/4	2-3/4	1-1/4	1-1/4	.214	1/4-20	10	100	14.1
11171	70C	310	2	3-1/2	1-3/4	1-1/2	.214	1/4-20	10	100	16.1
11196	80C	320	1-3/8	2-1/2	1-1/4	1	.272	5/16-18	10	100	17.1
11197	82C	322	1-3/4	3	1-1/2	1-1/4	.272	5/16-18	10	100	20.6
11198	84C	324	2	3-1/4	1-1/2	1-1/2	.272	5/16-18	10	100	21.0
11199	85C	385	2	3-11/16	2	1-1/2	.272	5/16-18	10	100	24.1
11200	87C	327	2-1/2	3-1/2	1-1/2	2	.272	5/16-18	10	100	23.0
11201	88C	338	2-1/2	4-3/16	2-1/4	2	.272	5/16-18	10	100	26.5
11226	90C	329-1/2	2	3-1/8	1-1/2	1-1/2	.331	3/8-16	10	100	30.5
11227	91C	330	2-1/2	3-5/8	1-3/4	2	.331	3/8-16	10	100	33.1
11228	92C	332	3	4-1/8	1-3/4	2-1/2	.331	3/8-16	10	100	43.7
11229	93C	334	3-1/2	4-5/8	2	3	.331	3/8-16	10	100	47.7
11230	94C	340	3	5	2-1/2	2-1/2	.455	1/2-13	10	100	89.0
11231	95C	342	3-1/2	5-1/2	2-1/2	3	.445	1/2-13	10	100	88.0
11232	96C	343	4	6	2-1/2	3-1/2	.455	1/2-13	10	100	94.4
11233	97C	344	4-1/2	6-1/2	2-1/2	4	.445	1/2-13	10	100	95.3
Extra Long Style											
11254	67CL		1-1/8	3-1/2	2-3/4	3/4	.214	1/4-20	10	100	13.1
11255	81CL	381	1-3/8	3-3/4	2-1/8	1	.272	5/16-18	10	100	22.1
11256	83CL	383	1-3/4	4-1/4	2-1/2	1-1/4	.272	5/16-18	10	100	25.1
11257	86CL	386	2	4-11/16	2-3/4	1-1/2	.272	5/16-18	10	100	27.4
11258	89CL	389	2-1/2	5-3/16	3	2	.272	5/16-18	10	100	32.0
11260	93CL		3-1/2	6-1/2	3	3	.331	3/8-16	10	100	59.1
Square Style											
11302	823C		2	3	1-1/2		.272	5/16-18	10	100	22.0
11304	825C		2	5	3		.272	5/16-18	10	100	29.0
11306	827C		2	7	3-3/4		.272	5/16-18	10	100	37.0
11308	934C		3	4	2		.331	3/8-16	10	100	44.4
11310	936C		3	6	3-1/2		.331	3/8-16	10	100	55.4
11312	937C		3	7	3-3/4		.331	3/8-16	10	100	59.4
11314	943C		4	3	1-1/2		.331	3/8-16	10	100	45.7
11316	945C		4	5	3		.331	3/8-16	10	100	55.7
11318	946C		4	6	3-1/2		.331	3/8-16	10	100	59.7


Hindley

EYE BOLTS

Small Eye
Regular Eye
Welded Eye

All Eye Bolts are provided with hex nuts assembled for your convenience.

Zinc Chromate finish.

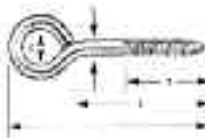


Model No.	Zinc Chromate No.	Dimensions (in)							Pcs. Per Shelf Box	Pcs. Per Case	Lbs. Per 100 Pcs.
		Thread Dia. X O.A.L. (D x L)	Alt. No.	Shank Lgth. (S)	Thread Lgth. (T)	Inside Eye Dia. (C)	Thread Size	Wire Dia. (D)			
Small Eye											
10704	514S	5/32 x 1-5/8	1	1-1/8	1	1/4	8-32	.141	20	200	1.6
10706	514S	3/16 x A2	2	1-5/16	1-5/16	5/16	10-24	.160	20	200	2.2
10707	514S	7/32 x 2-3/8	3	1-1/2	1-3/8	3/8	12-24	.186	20	200	3.4
10708	514S	1/4 x 2-5/8	4	1-7/8	1-3/4	3/8	1/4-20	.214	20	200	4.0
10709	514S	5/16 x 3-1/4	5	2-1/8	2	1/2	5/16-18	.272	10	100	10.0
10710	514S	3/8 x 3-7/8	6	2-1/2	2-3/8	5/8	3/8-16	.331	10	100	15.9
Regular Eye											
10769	514	3/16 x 1-3/4	2A	1	7/8	3/8	10-24	.160	20	200	2.2
10771	514	3/16 x 2-1/4	2B	1-1/2	1-3/8	3/8	10-24	.160	20	200	2.4
10772	514	3/16 x 2-1/2	2S	1-3/4	1-5/8	3/8	10-24	.160	20	200	2.7
10773	514	3/16 x 2-3/4	2C	2	1-7/8	3/8	10-24	.160	20	200	2.9
10774	514	3/16 x 3	2D	2-1/4	2-1/8	3/8	10-24	.160	20	200	3.2
10800	514	1/4 x 2	4R1	1	7/8	9/16	1/4-20	.214	20	200	4.6
10802	514	1/4 x 2-1/2	4R2	1-1/2	1-3/8	9/16	1/4-20	.214	20	200	5.1
10803	514	1/4 x 3	4R3	2	1-3/4	9/16	1/4-20	.214	20	200	5.8
10805	514	1/4 x 4	4A	3	2-3/4	9/16	1/4-20	.214	20	200	6.8
10807	514	1/4 x 5	4B	4	3	9/16	1/4-20	.214	20	200	7.5
10808	514	1/4 x 6	4C	5	3	9/16	1/4-20	.214	20	200	8.9
10810	514	1/4 x 8	4E	7	3	9/16	1/4-20	.214	20	200	11.5
10836	514	5/16 x 2-1/4	5S	3/4	1/2	3/4	5/16-18	.272	10	100	7.7
10839	514	5/16 x 3-1/4	5R	1-3/4	1-1/2	3/4	5/16-18	.272	10	100	10.3
10841	514	5/16 x 4	5A	2-1/2	2-1/4	3/4	5/16-18	.272	10	100	12.0
10843	514	5/16 x 5	5B	3-1/2	3	3/4	5/16-18	.272	10	100	14.0
10845	514	5/16 x 6	5C	4-1/2	3	3/4	5/16-18	.272	10	100	14.9
10849	514	5/16 x 8	5E	6-1/2	3	3/4	5/16-18	.272	10	100	18.7
10873	514	3/8 x 2-1/2	6S	3/4	1/2	1	3/8-16	.331	10	100	14.5
10875	514	3/8 x 4	6R	2-1/4	2	1	3/8-16	.331	10	100	18.1
10877	514	3/8 x 5	6A	3-1/4	3	1	3/8-16	.331	10	100	21.4
10878	514	3/8 x 6	6B	4-1/4	3	1	3/8-16	.331	10	100	23.9
10880	514	3/8 x 8	6C	6-1/4	3-7/8	1	3/8-16	.331	10	100	28.0
10907	514	7/16 x 8	7A	6	3	1-1/8	7/16-14	.380	10	100	40.0
10932	514	1/2 x 4	8R	1-3/4	1-1/4	1-1/4	1/2-13	.445	10	100	36.1
10934	514	1/2 x 6	8	3-3/4	3	1-1/4	1/2-13	.455	10	100	44.9
10936	514	1/2 x 8	8A	5-3/4	3-7/8	1-1/4	1/2-13	.455	10	100	55.0
10938	514	1/2 x 10	8B	7-3/4	3-7/8	1-1/4	1/2-13	.455	10	100	62.9
10940	514	1/2 x 12	8C	9-3/4	3-7/8	1-1/4	1/2-13	.455	10	100	71.3
Welded Eye											
13802	514W	1/4 x 2-1/2	W4R2	1-1/2	1-3/8	9/16	1/4-20	.214	10	100	5.1
13841	514W	5/16 x 4	W5A	2-1/2	2-1/4	3/4	5/16-18	.272	10	100	12.0
13845	514W	5/16 x 6	W5C	4-1/2	3	3/4	5/16-18	.272	10	100	15.2
13875	514W	3/8 x 4	W6R	2-1/4	2	1	3/8-16	.331	10	100	18.0
13878	514W	3/8 x 6	W6B	4-1/4	3	1	3/8-16	.331	10	100	24.1
13880	514W	3/8 x 8	W6C	6-1/4	3-7/8	1	3/8-16	.331	10	100	28.4
13934	514W	1/2 x 6	W8	3-3/4	3	1-1/4	1/2-13	.445	10	100	44.4
13938	514W	1/2 x 10	W8B	7-3/4	3-7/8	1-1/4	1/2-13	.455	10	100	62.9

BOLTS & SCREWS

Eye Bolts -
Lag Screw Thread

Zinc Chromate finish

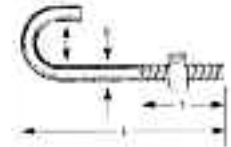


Model No.	Zinc Chromate No.	Dimension (in)						Pcs. Per Shelf Box	Pcs. Per Case	Lbs. Per 100 Pcs.
		Thread Dia. X O.A.Length (D x L)	Alt. No.	Shank Lgth. (S)	Thread Lgth. (T)	I.D. Eye (C)	Wire Dia. (D)			
11090	414	3/16 x 3	1100	2-3/16	1-1/8	3/8	.177	20	200	4.0
11101	414	1/4 x 3-3/4	1101	2-3/4	1-3/4	1/2	.244	20	200	7.1
11103	414	1/4 x 5	1102	4	1-7/8	1/2	.244	20	200	8.9
11104	414	5/16 x 4	1103	2-3/4	1-3/4	5/8	.307	10	100	12.3
11093	414	5/16 x 5	1103-B	3-3/4	1-3/4	5/8	.307	10	100	16.0
11105	414	5/16 x 6	1104	4-3/4	1-3/4	5/8	.307	10	100	16.6
11106	414	3/8 x 4-1/2	1105	2-3/4	1-3/4	3/4	.365	10	100	19.4
11095	414	3/8 x 6	1105-D	4-1/4	1-3/4	3/4	.365	10	100	25.0
11107	414	3/8 x 8	1106	6-1/4	2-7/8	3/4	.365	10	100	31.0
11108	414	7/16 x 5-1/4	1107	3-1/4	2-1/2	1	.455	10	100	34.1

J-Bolts

Zinc Chromate Finish

All J-Bolts are provided with hex nuts assembled for your convenience.



Model No.	Zinc Chromate No.	Dimensions (in)					Pcs. Per Shelf Box	Pcs. Per Case	Lbs. Per 100 Pcs.
		O.A. Lgth. (L)	Thread Lgth. (T)	Hook Dia. (C)	Wire Dia. (D)	Thread Size			
11020	J1-1-7/8	1-7/8	1-1/4	5/16	.141	8-32	20	200	1.9
11022	J2-2-1/8	2-1/8	1-1/4	3/8	.160	10-24	20	200	2.5
11024	J4-2-5/16	2-5/16	1-1/2	7/16	.214	1/4-20	20	200	4.4
11036	J4-4	4	2	1/2	.214	1/4-20	20	200	7.0
11038	J4-6	6	2-1/2	7/8	.214	1/4-20	20	200	9.4
11026	J5-3	3	2	1/2	.272	5/16-18	10	100	8.8
11040	J5-5	5	2-1/2	5/8	.272	5/16-18	10	100	12.8
11042	J5-7	7	3-7/8	7/8	.272	5/16-18	10	100	17.3
11028	J6-3-3/4	3-3/4	2-1/4	5/8	.331	3/8-16	10	100	15.0
11030	J6-5	5	2-1/4	3/4	.331	3/8-16	10	100	17.5
11032	J6-7	7	2-1/4	3/4	.331	3/8-16	10	100	23.8
11034	J8-6	6	3	1	.445	1/2-13	10	100	40.0

TURNBUCKLES

Eye & Eye Turnbuckles

Extruded Aluminum Bodies with Zinc Chromate Steel Eyes



Model No.	Item Eye	Dimensions (in)							Pcs. Per Shelf Box	Pcs. Per Case	Lbs. Per 100 Pcs.
		O.A. Closed (L)	O.A. Open	Take Up	Body O.A. Lgth. (B)	I.D. Eye (C)	Thread Dia. (W)	Wire Dia.			
11369	11	3-1/4	4-1/2	1-1/4	1-3/4	1/4	5/32	.141	10	100	3.1
11370	12	4	5-5/8	1-5/8	2-1/8	5/16	3/16	.160	10	100	4.6
11371	13	4-3/4	6-5/8	1-7/8	2-1/2	3/8	7/32	.186	10	100	7.2
11372	14	5-1/4	7-3/8	2-1/8	2-7/8	3/8	1/4	.214	10	100	10.6
11373	15	6-1/2	9-1/8	2-5/8	3-1/2	1/2	5/16	.272	10	100	20.0
11374	16	7-3/4	10-1/2	3	4-1/8	5/8	3/8	.331	10	100	35.0
11375	17	10-1/8	15-1/8	5	6-1/8	5/8	3/8	.331	10	100	43.5

Hook & Eye Turnbuckles

Extruded Aluminum Bodies with

Zinc Chromate Steel Eyes and Hooks



Model No.	Item Eye	Dimensions (in)							Pcs. Per Shelf Box	Pcs. Per Case	Lbs. Per 100 Pcs.	
		O.A. Closed (L)	O.A. Open	Take Up	Body O.A. Lgth. (B)	I.D. Eye (C)	Hook Opening (E)	Thread Dia. (W)				Wire Dia.
11400	21	3-1/4	4-1/2	1-1/4	1-3/4	1/4	1/4	5/32	.141	10	100	3.0
11401	22	4	5-5/8	1-5/8	2-1/8	5/16	5/16	3/16	.160	10	100	4.6
11402	23	4-3/4	6-5/8	1-7/8	2-1/2	3/8	3/8	7/32	.186	10	100	7.1
11403	24	5-1/4	7-3/8	2-1/8	2-7/8	3/8	3/8	1/4	.214	10	100	10.5
11404	25	6-1/2	9-1/8	2-5/8	3-1/2	1/2	5/8	5/16	.272	10	100	20.0
11405	26	7-3/4	10-1/2	3	4-1/8	5/8	11/16	3/8	.331	10	100	34.2
11406	27	10-1/8	15-1/8	5	6-1/8	5/8	11/16	3/8	.331	10	100	43.1

Hook & Hook Turnbuckles

Extruded Aluminum Bodies with Zinc

Chromate Steel Hooks



Model No.	Item Eye	Dimensions (in)							Pcs. Per Shelf Box	Pcs. Per Case	Lbs. Per 100 Pcs.
		O.A. Closed (L)	O.A. Open	Take Up	Body O.A. Lgth. (B)	Hook Opening (E)	Thread Dia. (W)	Wire Dia.</			

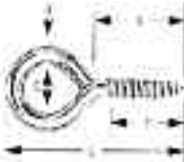
Hardware

Hindley

SCREW EYES:

Open Style Screw Eyes

Zinc Chromate finish



Model No.	Zinc Chromate No.	Dimensions (in)						Pcs. Per Shelf Box	Pcs. Per Case	Lbs. Per 100 Pcs.
		Opening	O.A. Lgth. (L)	Shank Lgth. (S)	Thread Lgth. (T)	I.D. Eye (C)	Wire Dia. (D)			
10193	W8 Open	1/4	1-5/8	13/16	5/8	1/2	.160	100	1000	1.5
10195	W10 Open	3/16	1-3/8	11/16	5/8	7/16	.135	100	1000	1.0

Extra Long Style

Zinc Chromate finish

Model No.	Zinc Chromate No.	Dimensions (in)						Pcs. Per Shelf Box	Pcs. Per Case	Lbs. Per 100 Pcs.
		O.A. Lgth. (L)	Shank Lgth. (S)	Thread Lgth. (T)	I.D. Eye (C)	Wire Dia. (D)				
10034	W4-1/2	2-3/16	1-1/2	15/16	5/16	.225	.160	50	500	3.3
10012	W8-1/8	2-5/16	1-3/8	13/16	1/2	.160		100	1000	2.3

Standard Style

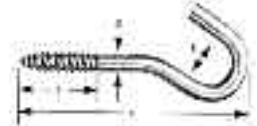
Available in Zinc Chromate or Solid Brass

Model No.	Zinc Chromate No.	Model No.	Solid Brass No.	Dimensions (in)						Pcs. Per Shelf Box	Pcs. Per Case	Lbs. Per 100 Pcs.
				O.A. Lgth. (L)	Shank Lgth. (S)	Thread Lgth. (T)	I.D. Eye (C)	Wire Dia. (D)				
10001	W000			3-7/8	1-3/4	1-3/4	1-1/8	.365	10	100	22.0	
10002	W00			3-7/16	1-1/2	1-1/2	1	.331	10	100	13.7	
10003	W0			2-7/8	1-5/16	1-5/16	13/16	.307	50	500	10.2	
10005	W2			2-5/8	1-1/4	1-1/8	3/4	.264	50	500	6.7	
10007	W4	10304	1004	2-3/16	1-1/8	1	5/8	.225	50	500	4.3	
10009	W6	10305	1006	1-15/16	15/16	7/8	9/16	.192	100	1000	2.7	
10011	W8	10306	1008	1-5/8	3/4	5/8	1/2	.160	100	1000	1.6	
10013	W9			1-9/16	3/4	9/16	7/16	.148	100	1000	1.3	
10014	W10	10308	1010	1-3/8	5/8	5/8	7/16	.135	100	1000	1.0	
10016	W12	10309	1012	1-3/16	9/16	1/2	3/8	.105	100	1000	.53	
10018	W14	10311	1014	1-1/16	1/2	3/8	5/16	.080	100	1000	.28	
10042	W104			2-1/16	1	1	1/2	.225	100	1000	3.8	
10044	W106			1-13/16	15/16	3/4	7/16	.192	100	1000	2.4	
10046	W108			1-9/16	3/4	5/8	3/8	.160	100	1000	1.4	
10048	W110			1-5/16	11/16	5/8	5/16	.135	100	1000	.75	
10050	W112			1-1/8	9/16	1/2	5/16	.105	100	1000	.47	
10052	W114			15/16	1/2	3/8	1/4	.080	100	1000	.22	
10078	W204	10370	1204	1-15/16	1-1/8	7/8	5/16	.225	100	1000	3.2	
10080	W206	10372	1206	1-5/8	15/16	3/4	5/16	.192	100	1000	1.9	
10082	W208	10374	1208	1-3/8	13/16	5/8	1/4	.160	100	1000	1.1	
10084	W210	10376	1210	1-3/16	11/16	5/8	1/4	.135	100	1000	.69	
10086	W212	10378	1212	15/16	1/2	7/16	3/16	.105	100	1000	.36	
10088	W214	10380	1214	13/16	7/16	3/8	3/16	.080	100	1000	.19	
10090	W216	10382	1216	11/16	3/8	3/8	1/8	.062	100	1000	.08	
10148	W208-1/2			1-1/8	1/2	1/2	1/4	.160	100	1000	1.14	
10150	W210-1/2			1	7/16	3/8	1/4	.135	100	1000	.63	
10151	W211-1/2			7/8	3/8	3/8	3/16	.120	100	1000	.47	
10152	W212-1/2			3/4	5/16	5/16	3/16	.105	100	1000	.33	
10153	W213-1/2			3/4	5/16	1/4	3/16	.092	100	1000	.20	
10154	W214-1/2	10442	1214-1/2	5/8	1/4	1/4	3/16	.080	100	1000	.14	
10155	W215-1/2			9/16	1/4	1/4	1/8	.072	100	1000	.11	
10156	W216-1/2	10444	1216-1/2	1/2	1/4	3/16	1/8	.062	100	1000	.09	
10157	W217-1/2			9/16	3/16	3/16	1/8	.056	100	1000	.06	

HOOKS:

Round End Screw Hooks

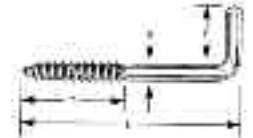
Available in Zinc Chromate or Solid Brass



Model No.	Zinc Chromate No.	Model No.	Solid Brass No.	Dimensions (in)				Pcs. Per Shelf Box	Pcs. Per Case	Lbs. Per 100 Pcs.
				O.A. Lgth. (L)	Thread Lgth. (T)	Hook Opening (E)	Wire Dia. (D)			
10470	W800			4-15/16	1-3/4	1	.307	50	500	15.0
10472	W802			4-7/16	1-1/2	1	.264	50	500	10.0
10473	W803			4-1/8	1-3/4	15/16	.244	50	500	8.1
10474	W804			3-7/8	1-1/2	13/16	.255	50	500	6.3
10476	W806	10537	1806H	3-3/8	7/8	3/4	.192	100	1000	4.1
10478	W808	10538	1808H	2-9/16	7/8	9/16	.160	100	1000	2.1
10480	W810	10539	1810H	2-1/16	11/16	3/8	.135	100	1000	1.2
10482	W812	10540	1812H	1-11/16	5/8	5/16	.105	100	1000	0.5
10484	W814	10541	18541	1-5/16	1/2	1/4	.080	1000	1000	0.28

Square Bend Screw Hooks

Available in Zinc Chromate or Solid Brass



Model No.	Zinc Chromate No.	Model No.	Solid Brass No.	Dimensions (in)				Pcs. Per Shelf Box	Pcs. Per Case	Lbs. Per 100 Pcs.
				O.A. Lgth. (F)	Thread Lgth. (T)	Hook Lgth. (C)	Wire Dia. (D)			
10501	W904			3-1/16	1-3/8	3/4	.225	100	1000	4.1
10503	W906	10567	1906	2-5/8	1	11/16	.192	100	1000	2.8
10505	W908	10568	1908	2-1/4	7/8	5/8	.160	100	1000	1.6
10507	W910	10569	1910	1-13/16	11/16	9/16	.135	100	1000	1.0
10509	W912	10570	1912	1-3/8	5/8	3/8	.105	100	1000	.44
10511	W914	10571	1914	1	7/16	5/16	.080	100	1000	.19

Curtain Rod Hooks

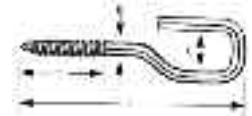
Brass finish



Model No.	Brass Plated No.	Dimensions (in)				Pcs. Per Shelf Box	Pcs. Per Case	Lbs. Per 100 Pcs.
		O.A. Length (F)	Thread Length (T)	Hook Length (C)	Wire Dia. (D)			
12244	713	1-1/4	7/16	3/8	.092	100	1000	.31
12243	711	2-1/4	1/2	5/8	.120	100	1000	1.4
12247	2710	3	5/8	3/4	.135	100	1000	1.6
12249	4710	4-1/4	9/16	3/4	.148	100	1000	2.9
12278	6710	5-3/4	5/8	3/4	.160	100	1000	3.8

Parallel Hooks

Zinc Chromate finish



Model No.	Zinc Chromate No.	O.A. Length (L)	Thread Length (T)	I.D. Hook (C)	Wire Dia. (D)	Pcs. Per Shelf Box	Pcs. Per Case	Lbs. Per 100 Pcs.
10462	706-3	3	1-1/8	15/32	.192	100	1000	3.8
10464	706-3-1/2	3-1/2	1-1/4	15/32	.192	100	1000	4.4

Hindley

Heavy Open Style S-Hooks

Zinc Chromate finish



Model No.	Zinc Chromate No.	Dimensions (in)				Pcs. Per Shelf Box	Pcs. Per Case	Lbs. Per 100 Pcs.
		O.A. Length (L)	Dia. Eye (C)	Opening (E)	Wire Dia. (D)			
11715	174-3/4	3/4	3/16	3/16	.092	100	1000	.83
11716	174-1	1	1/4	3/16	.120	100	1000	.75
11717	174-1-1/4	1-1/4	3/8	1/4	.148	50	500	1.5
11718	174-1-1/2	1-1/2	7/16	1/4	.177	50	500	2.4
11719	174-1-3/4	1-3/4	1/2	5/16	.192	50	500	3.4
11720	174-2	2	9/16	3/8	.250	50	500	5.7
11721	174-2-1/4	2-1/4	5/8	5/16	.250	50	500	6.9
11722	174-2-1/2	2-1/2	3/4	7/16	.307	50	500	11.8
11723	174-3	3	7/8	1/2	.307	10	100	14.2

Medium Open Style S-Hooks

Zinc Chromate finish



Model No.	Zinc Chromate No.	Dimensions (in)				Pcs. Per Shelf Box	Pcs. Per Case	Lbs. Per 100 Pcs.
		O.A. Length (L)	Dia. Eye (C)	Opening (E)	Wire Dia. (D)			
11760	41S	1-1/2	1/2	1/4	.141	20	200	1.7
11761	42S	1-7/8	5/8	1/4	.160	20	200	2.6
11762	43S	2-1/8	3/4	1/4	.177	20	200	3.4
11763	44S	2-1/2	13/16	5/16	.214	20	200	5.7
11764	45S	2-3/4	7/8	3/8	.272	20	200	10.2
11765	46S	3-1/4	1	1/2	.331	10	100	16.8

Light Open Style S-Hooks

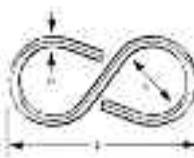
Available in both Zinc Chromate and Solid Brass



Model No.	Zinc Chromate No.	Model No.	Solid Brass No.	Dimensions (in)				Pcs. Per Shelf Box	Pcs. Per Case	Lbs. Per 100 Pcs.
				O.A. Length (L)	Dia. Eye (C)	Opening (E)	Wire Dia. (D)			
11803	1C	11834	10	1-3/4	5/8	5/16	.105	100	1000	1.1
11804	2C	11835	20	1-1/2	1/2	1/4	.105	100	1000	2.1
11805	3C	11836	30	1-1/4	3/8	1/4	.105	100	1000	0.69
11806	4C	11837	40	1	5/16	3/16	.092	100	1000	0.50
11807	5C	11838	50	7/8	1/4	3/16	.092	100	1000	0.38
11808	6C	11839	60	3/4	1/4	1/8	.080	100	1000	0.25

Light Closed Style S-Hooks

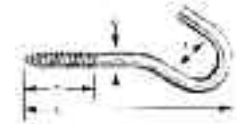
Available in both Zinc Chromate and Solid Brass



Model No.	Zinc Chromate No.	Model No.	Solid Brass No.	Dimensions (in)			Pcs. Per Shelf Box	Pcs. Per Case	Lbs. Per 100 Pcs.
				O.A. Length (L)	Dia. Eye (C)	Wire Dia. (D)			
11774	809C			2-1/8	3/4	.148	100	1000	2.7
		11865	1809S	2-1/8	3/4	.141	100	1000	2.9
11775	810C	11866	1810S	1-5/8	1/2	.135	100	1000	1.7
11776	811C	11867	1811S	1-1/4	3/8	.120	100	1000	1.0
11777	812C	11868	1812S	1-1/8	5/16	.105	100	1000	0.69
11778	813C			7/8	1/4	.092	100	1000	0.38

Screw Hooks

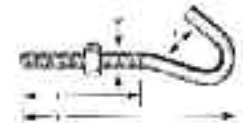
Log Screw Thread



Model No.	Zinc Chromate No.	Dimensions (in)				Pcs. Per Shelf Box	Pcs. Per Case	Lbs. Per 100 Pcs.
		O.A. Length (L)	Thread Length (T)	Hook Opening (E)	Wire Dia. (D)			
12152	324-1/4	4-1/8	1-3/4	15/16	.244	10	100	8.6
12153	324-5/16	4-1/2	1-3/4	1	.307	10	100	13.6
12154	324-3/8	4-7/8	1-3/4	1-1/16	.365	10	100	21.0

Screw Hooks

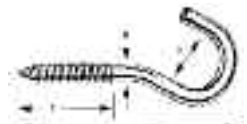
Machine Thread with Hex Nut



Model No.	Zinc Chromate No.	Dimensions (in)				Pcs. Per Shelf Box	Pcs. Per Case	Lbs. Per 100 Pcs.
		O.A. Length (L)	Thread Length (T)	Hook Opening (E)	Thread Size (W)			
12188	614-5/32	1-5/8	1	1/4	8-32	10	100	1.6
12189	614-3/16	2	1-1/4	5/16	10-24	10	100	2.1
12190	614-7/32	2-3/8	1-3/8	3/8	12-24	10	100	2.6
12191	614-1/4	2-5/8	1-9/16	3/8	1/4-20	10	100	4.3
12192	614-5/16	3-1/4	1-7/8	5/8	5/16-18	10	100	9.1
12193	614-3/8	3-7/8	2-3/8	11/16	3/8-16	10	100	14.8

Clothesline Hook

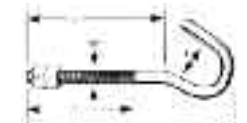
Log Screw Thread for Wooden Posts



Model No.	Zinc Chromate No.	Dimensions (in)				Pcs. Per Shelf Box	Pcs. Per Case	Lbs. Per 100 Pcs.
		O.A. Length (L)	Thread Length (T)	Hook Opening (E)	Wire Dia. (D)			
12077	240-5/16	4	1-3/4	13/16	.307	10	100	11.4

Clothesline Hook

Machine Thread for Metal Posts



Model No.	Zinc Chromate No.	Dimensions (in)					Pcs. Per Shelf Box	Pcs. Per Case	Lbs. Per 100 Pcs.
		O.A. Length (L)	Thread Length (T)	Shank Length (S)	Hook Opening (E)	Thread Size (W)			
12130	442	4-1/4	2-7/8	2-7/8	3/4	1/4-20	10	100	8.0
12050	540	4-1/4	2-5/16	2-3/4	15/16	5/16-18	10	100	12.3
12131	542	6	3-7/8	4-1/2	7/8	5/16-18	10	100	16.0
12132	622	7-1/4	3-7/8	4-7/8	1-1/16	3/8-16	10	100	27.0
12133	642	8-1/4	3-7/8	5-7/8	1-1/16	3/8-16	10	100	29.4

Hardware

Hindley

Cotter Pins

Standard Extended Prong Style with Square Cuts Ends

Available in Plain Steel, Zinc Plated Steel, and Cadmium Plated Steel



Length of cotter pin is measured from underneath head to extreme end of short shank.

Desc.	Box Qty.
DIAMETER 1/32	
1/32 x 1/4	100
1/32 x 1/2	100
1/32 x 3/4	100
1/32 x 1	100
1/32 x 1-1/4	100
1/32 x 1-1/2	100
1/32 x 2	100
DIAMETER 3/64	
3/64 x 1/4	100
3/64 x 1/2	100
3/64 x 3/4	100
3/64 x 1	100
3/64 x 1-1/4	100
3/64 x 1-1/2	100
3/64 x 2	100
DIAMETER 1/16	
1/16 x 3/8	100
1/16 x 1/2	100
1/16 x 3/4	100
1/16 x 1	100
1/16 x 1-1/4	100
1/16 x 1-1/2	100
1/16 x 1-3/4	100
1/16 x 2	100
1/16 x 2-1/2	100
1/16 x 3	100
DIAMETER 5/64	
5/64 x 1/2	100
5/64 x 3/4	100
5/64 x 1	100
5/64 x 1-1/4	100
5/64 x 1-1/2	100
5/64 x 1-3/4	100
5/64 x 2	100
5/64 x 2-1/2	100
5/64 x 3	100
DIAMETER 3/32	
3/32 x 1/2	100
3/32 x 3/4	100
3/32 x 1	100
3/32 x 1-1/4	100
3/32 x 1-1/2	100
3/32 x 1-3/4	100
3/32 x 2	100
3/32 x 2-1/2	100
3/32 x 3	100
DIAMETER 7/64	
7/64 x 1/2	100
7/64 x 3/4	100
7/64 x 1	100
7/64 x 1-1/4	100
7/64 x 1-1/2	100
7/64 x 1-3/4	100
7/64 x 2	100
7/64 x 2-1/2	100
7/64 x 3	100
7/64 x 3-1/2	100

Desc.	Box Qty.
DIAMETER 1/8	
1/8 x 1/2	100
1/8 x 3/4	100
1/8 x 1	100
1/8 x 1-1/4	100
1/8 x 1-1/2	100
1/8 x 1-3/4	100
1/8 x 2	100
1/8 x 2-1/4	100
1/8 x 2-1/2	100
1/8 x 3	100
1/8 x 3-1/2	100
DIAMETER 9/64	
9/64 x 3/4	100
9/64 x 1	100
9/64 x 1-1/4	100
9/64 x 1-1/2	100
9/64 x 1-3/4	100
9/64 x 2	100
9/64 x 2-1/2	100
9/64 x 3	100
DIAMETER 5/32	
5/32 x 3/4	100
5/32 x 1	100
5/32 x 1-1/4	100
5/32 x 1-1/2	100
5/32 x 1-3/4	100
5/32 x 2	100
5/32 x 2-1/4	100
5/32 x 2-1/2	100
5/32 x 3	100
5/32 x 3-1/2	100
DIAMETER 3/16	
3/16 x 3/4	100
3/16 x 1	100
3/16 x 1-1/4	100
3/16 x 1-1/2	100
3/16 x 1-3/4	100
3/16 x 2	100
3/16 x 2-1/4	100
3/16 x 2-1/2	100
3/16 x 3	100
3/16 x 3-1/2	100
3/16 x 4	100
DIAMETER 7/32	
7/32 x 1	100
7/32 x 1-1/4	100
7/32 x 1-1/2	100
7/32 x 1-3/4	100
7/32 x 2	100
7/32 x 2-1/4	100
7/32 x 2-1/2	100
7/32 x 3	100
7/32 x 3-1/2	100
7/32 x 4	100

Desc.	Box Qty.
DIAMETER 1/4	
1/4 x 1	100
1/4 x 1-1/4	100
1/4 x 1-1/2	100
1/4 x 1-3/4	100
1/4 x 2	100
1/4 x 2-1/4	100
1/4 x 2-1/2	100
1/4 x 3	100
1/4 x 3-1/2	100
1/4 x 4	100
1/4 x 5	100
DIAMETER 5/16	
5/16 x 1	100
5/16 x 1-1/4	100
5/16 x 1-1/2	100
5/16 x 1-3/4	100
5/16 x 2	100
5/16 x 2-1/4	100
5/16 x 2-1/2	100
5/16 x 3	100
5/16 x 3-1/2	100
5/16 x 4	100
5/16 x 5	100
DIAMETER 3/8	
3/8 x 1-1/2	100
3/8 x 2	100
3/8 x 2-1/2	100
3/8 x 3	100
3/8 x 3-1/2	100
3/8 x 4	100
3/8 x 5	100
3/8 x 6	100
DIAMETER 7/16	
7/16 x 2	100
7/16 x 2-1/2	100
7/16 x 3	100
7/16 x 3-1/2	100
7/16 x 4	100
7/16 x 5	100
7/16 x 6	100
DIAMETER 1/2	
1/2 x 2	100
1/2 x 2-1/2	100
1/2 x 3	100
1/2 x 3-1/2	100
1/2 x 4	100
1/2 x 5	100
1/2 x 6	100
DIAMETER 5/8	
5/8 x 3	100
5/8 x 3-1/2	100
5/8 x 4	100
5/8 x 5	100
5/8 x 6	100
DIAMETER 3/4	
3/4 x 4	100
3/4 x 5	100
3/4 x 6	100

Cotter Pins

Available in T304 Stainless, Brass, and Monel

Desc.	Box Qty.
DIAMETER 1/32	
1/32 x 1/4	100
1/32 x 1/2	100
1/32 x 3/4	100
1/32 x 1	100
1/32 x 1-1/4	100
1/32 x 1-1/2	100
1/32 x 2	100
DIAMETER 3/64	
3/64 x 1/4	100
3/64 x 1/2	100
3/64 x 3/4	100
3/64 x 1	100
3/64 x 1-1/4	100
3/64 x 1-1/2	100
3/64 x 2	100
DIAMETER 1/16	
1/16 x 3/8	100
1/16 x 1/2	100
1/16 x 3/4	100
1/16 x 1	100
1/16 x 1-1/4	100
1/16 x 1-1/2	100
1/16 x 1-3/4	100
1/16 x 2	100
1/16 x 2-1/2	100
1/16 x 3	100
DIAMETER 5/64	
5/64 x 1/2	100
5/64 x 3/4	100
5/64 x 1	100
5/64 x 1-1/4	100
5/64 x 1-1/2	100
5/64 x 1-3/4	100
5/64 x 2	100
5/64 x 2-1/2	100
5/64 x 3	100
DIAMETER 3/32	
3/32 x 1/2	100
3/32 x 3/4	100
3/32 x 1	100
3/32 x 1-1/4	100
3/32 x 1-1/2	100
3/32 x 1-3/4	100
3/32 x 2	100
3/32 x 2-1/2	100
3/32 x 3	100

Desc.	Box Qty.
DIAMETER 7/64	
7/64 x 1/2	100
7/64 x 3/4	100
7/64 x 1	100
7/64 x 1-1/4	100
7/64 x 1-1/2	100
7/64 x 1-3/4	100
7/64 x 2	100
7/64 x 2-1/2	100
7/64 x 3	100
DIAMETER 1/8	
1/8 x 1/2	100
1/8 x 3/4	100
1/8 x 1	100
1/8 x 1-1/4	100
1/8 x 1-1/2	100
1/8 x 1-3/4	100
1/8 x 2	100
1/8 x 2-1/2	100
1/8 x 3	100
1/8 x 3-1/2	100
DIAMETER 9/64	
9/64 x 1	100
9/64 x 1-1/2	100
DIAMETER 5/32	
5/32 x 3/4	100
5/32 x 1	100
5/32 x 1-1/4	100
5/32 x 1-1/2	100
5/32 x 1-3/4	100
5/32 x 2	100
5/32 x 2-1/4	100
5/32 x 2-1/2	100
5/32 x 3	100
5/32 x 3-1/2	100
DIAMETER 3/16	
3/16 x 3/4	100
3/16 x 1	100
3/16 x 1-1/4	100
3/16 x 1-1/2	100
3/16 x 1-3/4	100
3/16 x 2	100
3/16 x 2-1/4	100
3/16 x 2-1/2	100
3/16 x 3	100
3/16 x 3-1/2	100
3/16 x 4	100

Desc.	Box Qty.
DIAMETER 1/4	
1/4 x 1	100
1/4 x 1-1/4	100
1/4 x 1-1/2	100
1/4 x 1-3/4	100
1/4 x 2	100
1/4 x 2-1/4	100
1/4 x 2-1/2	100
1/4 x 3	100
1/4 x 3-1/2	100
1/4 x 4	100
1/4 x 5	100
DIAMETER 5/16	
5/16 x 1	100
5/16 x 1-1/4	100
5/16 x 1-1/2	100
5/16 x 1-3/4	100
5/16 x 2	100
5/16 x 2-1/4	100
5/16 x 2-1/2	100
5/16 x 3	100
5/16 x 3-1/2	100
5/16 x 4	100
5/16 x 5	100
DIAMETER 3/8	
3/8 x 1-1/2	100
3/8 x 2	100
3/8 x 2-1/2	100
3/8 x 3	100
3/8 x 3-1/2	100
3/8 x 4	100
3/8 x 5	100
3/8 x 6	100
DIAMETER 1/2	
1/2 x 2	100
1/2 x 2-1/2	100
1/2 x 3	100
1/2 x 3-1/2	100
1/2 x 4	100
1/2 x 5	100
1/2 x 6	100

Cotter Pins

Available in T316 Stainless

Desc.	Box Qty.
DIAMETER 3/64	
3/64 x 1/2	100
3/64 x 3/4	100
3/64 x 1	100
DIAMETER 1/16	
1/16 x 1/2	100
1/16 x 3/4	100
1/16 x 1	100
1/16 x 1-1/4	100
1/16 x 1-1/2	100
1/16 x 1-3/4	100
1/16 x 2	100
DIAMETER 5/64	
5/64 x 1/2	100
5/64 x 3/4	100
5/64 x 1	100
5/64 x 1-1/4	100
5/64 x 1-1/2	100
DIAMETER 3/32	
3/32 x 1/2	100
3/32 x 5/8	100
3/32 x 3/4	100
3/32 x 1	100
3/32 x 1-1/4	100
3/32 x 1-1/2	100

Desc.	Box Qty.
3/32 x 2	100
3/32 x 2-1/2	100
DIAMETER 1/8	
1/8 x 1/2	100
1/8 x 3/4	100
1/8 x 1	100
1/8 x 1-1/4	100
1/8 x 1-1/2	100
1/8 x 2	100
1/8 x 2-1/4	100
1/8 x 2-1/2	100
1/8 x 3	100
1/8 x 3-1/2	100
DIAMETER 5/32	
5/32 x 1	100
5/32 x 1-1/4	100
5/32 x 1-1/2	100
5/32 x 1-3/4	100
5/32 x 2	100
5/32 x 2-1/2	100
5/32 x 3	100
DIAMETER 3/16	
3/16 x 1	100
3/16 x 1-1/4	100
3/16 x 1-1/2	100

Desc.	Box Qty.
3/16 x 1-3/4	100
3/16 x 2	100
3/16 x 2-1/4	100
3/16 x 2-1/2	100
3/16 x 3	100
3/16 x 4	100
DIAMETER 1/4	
1/4 x 1-1/2	100
1/4 x 2	100
1/4 x 2-1/2	100
1/4 x 3	100
1/4 x 4	100
1/4 x 5	100
DIAMETER 5/16	
5/16 x 1-1/4	100
5/16 x 1-1/2	100
5/16 x 2	100
5/16 x 2-1/2	100
5/16 x 3	100
5/16 x 4	100

25

Hardware

Hindley/Lawrence

Cotter Pins

Available in Silicon Bronze (Everdur), Phosphor Bronze, and Aluminum (Grade 5056)

Desc.	Box Qty.	Desc.	Box Qty.	Desc.	Box Qty.
DIAMETER 1/16					
1/16 x 3/8	100	1/8 x 3/4	100	3/16 x 1	100
1/16 x 1/2	100	1/8 x 1	100	3/16 x 1-1/4	100
1/16 x 3/4	100	1/8 x 1-1/4	100	3/16 x 1-1/2	100
1/16 x 1	100	1/8 x 1-1/2	100	3/16 x 2	100
1/16 x 1-1/4	100	1/8 x 1-3/4	100	3/16 x 2-1/2	100
1/16 x 1-1/2	100	1/8 x 2	100	3/16 x 3	100
1/16 x 2	100	1/8 x 2-1/2	100	DIAMETER 1/4	
DIAMETER 3/32					
3/32 x 1/2	100	1/8 x 3	100	1/4 x 1-1/4	100
3/32 x 3/4	100	DIAMETER 5/32		1/4 x 1-1/2	100
3/32 x 1	100	5/32 x 1	100	1/4 x 2	100
3/32 x 1-1/4	100	5/32 x 1-1/4	100	1/4 x 2-1/2	100
3/32 x 1-1/2	100	5/32 x 1-1/2	100	1/4 x 3	100
3/32 x 2	100	5/32 x 2	100	DIAMETER 5/16	
DIAMETER 1/8					
1/8 x 3/4	100	5/32 x 2-1/2	100	5/16 x 3	100
1/8 x 1	100				
1/8 x 1-1/4	100				
1/8 x 1-1/2	100				
1/8 x 1-3/4	100				
1/8 x 2	100				
1/8 x 2-1/2	100				
1/8 x 3	100				

Lawrence

STANDARD HINGES

Light Narrow Hinges (Mortise)

810 Riveted Pin

820 Loose Oval Head Pin

For cabinet doors & other lightweight swinging panels.

- Full mortise.
- No. 810 has riveted pin for security
- No. 820 disassembles for easy installation
- Five knuckles (1" & 1-1/2" have three)
- Steel



810



820


Size, Length of Joint (in)	Width Open (in)	Gauge of Metal (in)	Qty. of FH Screws, Req'd, ea.	Size of FH Screws, Req'd, ea.
1	1	.050	4	1/2 x 4
1-1/2	1-3/8	.058	4	5/8 x 5
2	1-11/16	.065	4	3/4 x 6
2-1/2	1-3/4	.065	6	3/4 x 6
3	2	.072	6	3/4 x 7
4*	4	.097	8	7/8 x 10

*4" 820 not available

840 Continuous Hinges

Often referred to as piano hinges. Typically used for tool box lids, folding shelves, hinged cabinet tops, and other applications where a swinging panel must be hinged along its entire length.

- Flat back, for full-surface application.
- Punched 2" o.c.
- Steel



Size, Width x Length (in)	Gauge of Metal (in)	Qty. of FH Screws, Req'd, ea.	Size of FH Screws, Req'd, ea.
1-1/16 x 30	.042	30	1/2 x 4
1-1/16 x 48	.042	48	1/2 x 4
1-1/16 x 72	.042	72	1/2 x 4
1-1/2 x 30	.042	30	5/8 x 5
1-1/2 x 48	.042	48	5/8 x 5
1-1/2 x 72	.042	72	5/8 x 5

Regular Weight Broad Blank Hinges

8042 Loose Oval Head Pin & 8082 Riveted Pin

General-purpose utility hinges for weld-on applications such as metal cabinets, lockers, etc.

- Flat back, for full-surface application.
- No. 8042 disassembles for easy installation
- No. 8082 has riveted pin for security
- Five knuckles
- Steel

Size, Open (in)	Gauge of Metal (in)
2 x 2	.083
2-1/2 x 2-1/2	.089
3 x 3	.093
3-1/2 x 3-1/2	.123
4 x 4	.130
4-1/2 x 4-1/2	.134
5 x 5	.146



8042


8082

Extra Heavy Blank Hinges

8500 Riveted Pin & 8540 Loose Oval Head Pin

General-purpose utility hinges for weld-on applications such as metal doors & grilles, steel gates, etc.

- Flat back, for full-surface application
- No. 8500 has riveted pin for security
- No. 8540 disassembles for easy installation
- Five knuckles
- Steel



8500

8540

Size, Open (in)	Gauge of Metal (in)
*2 x 2	.107
2-1/2 x 2-1/2	.119
3 x 3	.130
3-1/2 x 3-1/2	.145
4 x 4	.170
*4-1/2 x 4-1/2	.185
*5 x 5	.185
*6 x 6	.203

*8540 not available

SECURITY BOLTS

Heavy Square Spring Bolt

286 Heavy Square Spring Bolt

Our heaviest bolt for locking swinging doors in warehouses, industrial buildings, etc. May be installed at top or bottom of door. Can't vibrate loose; notch on top of bolt and heavy flat spring under bolt keep the bolt locked in position until intentionally released. Packed with surface strike.

- Steel

286M Heavy Square Spring Bolt

Includes screws for application on metal. Packed with surface and angle strike for applications where drilling or punching the head jamb to receive the bolt is not desired. Otherwise identical to No. 286



Size (in)	Case	Gauge of Metal (in)	Bolt (square)	Surface Strike (in)	Angle Strike (in)	Qty. & Size of FH Screws, Req'd, ea. (286)	Qty. & Size of PH SMS Screws, Req'd, ea. (286M)
6	2 x 6	.095	5/8	2-7/8 x 1-3/16	-	10 1 x 10	-
8	2 x 8	.095	5/8	2-7/8 x 1-3/16	2 x 1-1/8	10 1 x 10	10 3/8 x 14

SAFETY HASPS

929 Safety Hasps

Furnished with fixed plate staple. All screws are concealed when hasp is closed.

- Steel

Length of Slotted Part (in)	Length of Pad (in)	Width of Joint (in)	Plate Staple No.	Qty. & Size of FH Screws, Req'd, ea.
2-1/2	1-1/16	1	901	7 3/4 x 6
3-1/2	1-1/4	1-1/2	902	7 3/4 x 7
4-1/2	2	1-1/2	902	7 3/4 x 7
6	2-7/8	1-3/4	903	9 7/8 x 9
7	2-7/8	2-1/2	904	9 1-1/4 x 12



Hardware

Lawrence

931 Safety Hasps

Vertical slot in hasp and adjustable staple allow for door sag or shrinkage and permit padlock to lie flat against door. All screws are concealed when hasp is closed.

• Steel



Length of Slotted Part (in)	Length of Pad (in)	Width of Joint (in)	Plate Staple No.	Qty. & Size of FH Screws Req'd, ea.
3-1/2	1-1/4	1-1/2	908	7 3/4 x 7
4-1/2	2	1-1/2	908	7 3/4 x 7
6	2-7/8	1-3/4	2-1/8 x 1-3/4	9 7/8 x 9

934 Safety Chest Hasps

For chests, sliding doors, and other "around-the-corner" installations. Furnished with fixed plate staple.

• Steel




Length of Slotted Part (in)	Length of Hinge (in)	Length of Pad (in)	Width of Joint (in)	Plate Staple No.	Qty. & Size of FH Screws Req'd, ea.
3-1/2	2-7/16	1-1/4	1-1/2	902	7 3/4 x 7
4-1/2	2-1/2	2	1-1/2	902	7 3/4 x 7

922 Heavy Strap Hinges

For larger swinging panels like barn doors, gates, etc.

• Steel

Length of Each Leaf (in)	Width of Joint (in)	Qty. & Size of FH Screws Req'd, ea.
4	1-9/16	6 7/8 x 9
5	1-3/4	8 1 x 10
6	2-1/2	8 1-1/4 x 10
8	3	8 1-1/2 x 12
10	3-1/2	8 1-1/2 x 14
12	4-3/8	10 1-3/4 x 14



924 Light T-Hinges

For lockers, tool boxes, and other lightweight swinging panels.

• Steel

Length of Strap (in)	Width of Joint (in)	Size of Pad (in)	Qty. & Size of FH Screws Req'd, ea.
2	7/8	2 x 1/2	6 5/8 x 5
3	1	2-1/2 x 11/16	6 3/4 x 6
4	1-1/8	2-1/2 x 7/8	6 3/4 x 7
5	1-5/16	3 x 1-3/16	7 3/4 x 8
6	1-5/16	3-1/4 x 1-3/16	7 3/4 x 8



STRAP & T-HINGES

920 Light Strap Hinges

For lockers, tool boxes, and other lightweight swinging panels.

• Steel

Length of Each Leaf (in)	Width of Joint (in)	Qty. & Size of FH Screws Req'd, ea.
2	1	6 5/8 x 5
3	1-3/32	6 3/4 x 6
4	1-1/4	6 3/4 x 7
5	1-5/16	8 3/4 x 8
6	1-11/16	8 7/8 x 9



928 Extra Heavy T-Hinges

For larger swinging panels like barn doors, gates, etc.

• Steel

Length of Strap (in)	Width of Joint (in)	Size of Pad (in)	Qty. & Size of FH Screws Req'd, ea.
4	1-5/8	3-1/2 x 1-1/4	6 7/8 x 9
5	1-3/4	4 x 1-1/2	8 1 x 10
6	2-1/8	4-1/2 x 1-3/4	8 1-1/4 x 10
8	2-3/4	5-1/2 x 2-1/8	9 1-1/2 x 12
10	3-1/2	7 x 2-1/4	9 1-1/2 x 14
12	4-3/8	8 x 2-3/4	10 1-3/4 x 14

