

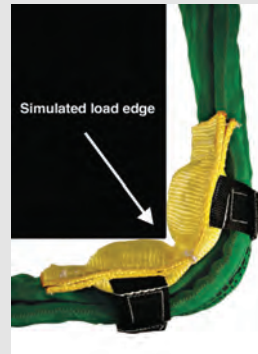
Most synthetic sling accidents are caused by cutting. There are many kinds of protective sleeves and pads available, but only two synthetic protectors provide adequate cut protection: CornerMax® pads and CornerMax® sleeves.

They have been **engineered and tested to provide 25,000 lbs. of protection per inch of sling width**. CornerMax® pads are designed for 90° straight edges. CornerMax® sleeves are for other edges - curved, rough, or irregular - and are the protection of choice for I-beams. For synthetic slings, the most critical decision is whether cut protection is needed.




## CORNERMAX® PADS

The pad creates a “tunnel” of cut protection - a no-touch zone. Therefore, the edge does not come in contact with the pad or sling. Note that the sides of the pads must be completely supported in order to create and maintain the “tunnel”.



## CORNERMAX® SLEEVES

CornerMax® sleeves may look like traditional protection sleeves, but ours are made of Dyneema® fiber that is specially woven to provide cut protection for a variety of edges and surfaces. Most commonly used sleeve material cannot stop an edge from cutting the sleeve and possibly the sling too. For test results, see the chart on the reverse side.

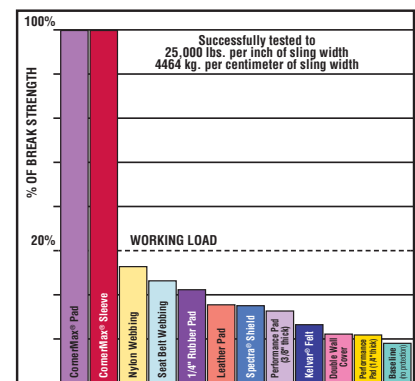



## CORNERMAX® PRODUCTS OFFER SUPERIOR CUT PROTECTION

This chart shows the results of testing slings protected by 12 different synthetic materials that are often used for sling protection. In our tests, ten of the most commonly used materials do not allow a sling to reach its working load before the sling is cut and falls.

The CornerMax® pad and sleeve allow the synthetic sling to meet its working load with no damage to the sling or the protection.

Tested To  
**25,000 lbs.**  
per Inch of Sling Width





### SHACKLE PIN PADS [ABRASION PROTECTION]

The pin area of a shackle can cause synthetic slings to cut and placing synthetic slings on the pin should be avoided. Even a new shackle can have a sharp edge where the threaded pin goes through the shackle ear. If the sling is exposed to this area, it can cut and fail. The Shackle Pin Pad is the latest SLINGMAX® SOLUTION in the constant effort to ensure the ultimate rigging safety of our customers. If you must rig on the pin, protect your sling with a Shackle Pin Pad.

### SYNTHETIC ARMOR™ PADS [ABRASION PROTECTION]

Synthetic Armor Pads protect slings from abrasion damage which can be caused by contact with rough surfaces such as concrete beams and structures. They are also used to protect finished or painted loads from marring. These wear pads can be made to fit any length or width sling. They can also be made in long lengths which the customer can cut into suitable sizes on the job. Double or triple thickness provides resistance for the more severe conditions. There is no maximum width and a variety of materials are used to protect slings and to protect loads.

### TWIN-PATH® FIELD TAPER

The Twin-Path® Field Taper is a removable, repositionable wrap that reduces the width of TPXCF slings onsite. This is a tool that can be utilized to fit a sling into smaller openings without sacrificing sling capacity.

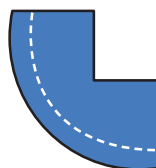
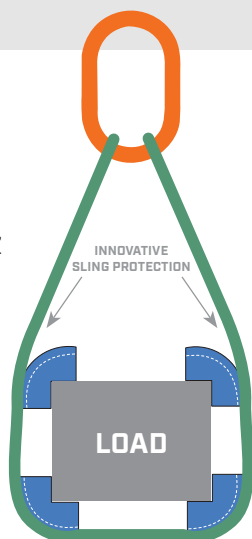
#### Benefits:

1. Removable and transferable from sling to sling.
2. Can be installed by the customer in the field.
3. Bearing points can be changed throughout the sling length.
4. Much quicker installation.
5. Doesn't contaminate a nuclear fuel pool.
6. Easy inspection of sling after use.

### LINTON SLING PROTECTORS

Made of solid nylon, these Magnetic Sling Protectors are only 1/7th the weight of steel, no tools are needed since magnets allow for quick and easy attachment and removal.

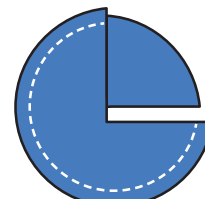
- Made of solid nylon
- Attaches with magnets
- Works with steel slings, flat web slings, roundslings
- Contact surface dia: 5"



REGULAR MODEL



HEAVY DUTY MODEL



GROOVED MODEL

**Application Information:** Note that 12,500 psi is the maximum compression strength of the material that these sling protectors are made from. Therefore, to have a safety margin, we recommend a safe working load limit (SWLL) of 12,500 lbs per inch of full contact sling width (as with a synthetic sling) on the outside of the sling protector. Additionally, you must also have full surface contact on the 90 degree surfaces on the inside of the sling protector to achieve this capacity or SWLL. Do not use above 220° or Below -20°